

2019 Pontevedra ITU Aquathlon World Championships

Age groups - Results by gender

F

Rank	Cat.R.	Bib	Name	Country	Swim	1st Transition	Run	Finish Time
1	1	4539	Henrietta Tarasewicz	GBR	15:06	1:14	18:54	35:13
2	1	4582	Tina Wilson	GBR	15:02	1:30	18:51	35:22
3	2	4592	Carla Moreno	USA	14:24	1:21	19:58	35:42
4	1	4492	Rebecca Wetten	GBR	13:44	1:24	20:59	36:07
5	3	4576	Katie Nimmo	GBR	14:20	1:26	20:40	36:26
6	2	4540	Louise Walker	GBR	15:28	1:33	19:34	36:34
7	2	4482	Laetitia Lantz	FRA	15:30	1:17	19:53	36:39
8	3	4485	Hannah Dodwell	GBR	14:24	1:23	21:11	36:57
9	1	4462	Lydia Smith	USA	15:32	1:10	20:23	37:05
10	3	4553	Manoela Elias Cristalino Amaral	BRA	16:33	1:33	19:07	37:12
11	1	4471	Amy Ritchie	GBR	15:46	1:21	20:07	37:14
12	2	4455	Lona Gandon	FRA	14:47	1:20	21:18	37:23
13	1	4517	Julie Demers	USA	15:11	2:18	20:03	37:30
14	3	4464	Alexandra Evans	AUS	14:40	1:12	22:04	37:55
15	4	4566	Elizabeth Bellinger	GBR	15:55	1:28	20:40	38:02
16	2	4505	Alex Hemsley	GBR	16:54	1:14	20:02	38:09
17	4	4458	Niamh Perry	GBR	14:32	1:08	22:38	38:17
18	3	4511	Emma Stormont	GBR	15:48	1:22	21:15	38:24
19	4	4556	Luciana Santos	BRA	15:50	1:34	21:05	38:28
20	1	4650	Maria Powell	GBR	16:33	1:35	20:35	38:42
21	5	4457	Eleanor Mason	GBR	14:42	1:22	22:39	38:42
22	4	4513	Amy Walker	GBR	16:11	1:30	21:11	38:50
23	4	4488	Hayley Newman	GBR	15:57	1:27	21:32	38:55
24	2	4468	Laura Izquierdo Gutierrez	ESP	16:10	1:34	21:14	38:57
25	3	4469	Emily Jevons	GBR	14:57	1:33	22:38	39:06
26	1	4612	Sarah Richardson	GBR	17:36	1:28	20:04	39:07
27	5	4567	Louise Croxson	GBR	16:26	1:19	21:25	39:09
28	5	4503	Isabel González Fuentefría	ESP	17:17	1:22	20:35	39:13
29	6	4525	Stephanie Perrone	BRA	17:22	1:34	20:20	39:15
30	2	4609	Arlene Lewis	GBR	16:29	1:39	21:11	39:18
31	3	4618	Kai Sachtleber	GER	16:16	1:33	21:32	39:20
32	6	4456	Emma Mack	GBR	15:09	1:34	22:42	39:24
33	5	4483	Lorna Castle	GBR	16:31	1:38	21:16	39:24
34	6	4484	Louise Dixon	GBR	16:14	1:20	21:55	39:28
35	5	4542	Gail Wright	GBR	16:27	1:31	21:36	39:33
36	6	4568	Jane Eaton	GBR	17:54	1:32	20:09	39:34
37	7	4578	Kerry Sweeney	GBR	17:06	1:43	20:47	39:35
38	1	4693	Penny Palfrey	AUS	14:35	1:35	23:28	39:38
39	7	4490	Hannah Sangan	GBR	17:30	1:39	20:34	39:42
40	8	4493	Katerina Sapari	GRE	15:31	1:33	22:40	39:43
41	4	4473	Kerrie Walker	GBR	15:39	1:26	22:41	39:44
42	5	4472	Kiera Tippett	GBR	17:04	1:26	21:27	39:55
43	7	4459	Courtney Elliott	NZL	15:38	1:11	23:15	40:03
44	8	4596	Allison Vella	AUS	15:40	1:33	22:55	40:07
45	2	4656	Katie McCully	USA	15:55	1:44	22:33	40:10
46	9	4489	Sarah Osborne	GBR	17:02	1:32	21:40	40:12
47	6	4552	Sophie Hawken	AUS	16:52	1:41	21:40	40:12
48	10	4498	Vivian Alves Canuto	BRA	16:13	1:38	22:24	40:13
49	2	4673	Sharon Hill	GBR	17:23	1:23	21:35	40:20
50	11	4496	Maddie Morton	AUS	17:39	1:43	21:00	40:21
51	12	4494	Alexandra Monteiro	POR	15:44	1:29	23:25	40:37
52	3	4644	M ^a Del Mar Rodriguez Nidaguila	ESP	16:31	1:32	22:43	40:46
53	7	4543	Grit Freiwald	GER	18:36	1:56	20:22	40:53

2019 Pontevedra ITU Aquathlon World Championships

Age groups - Results by gender


F

Rank	Cat.R.	Bib	Name	Country	Swim	1st Transition	Run	Finish Time
54	13	4487	Lindsay Murphy	GBR	17:25	1:15	22:16	40:55
55	7	4514	Rebecca York	GBR	17:39	1:45	21:35	40:58
56	9	4570	Ann Hartland	GBR	18:20	1:37	21:05	41:01
57	10	4588	Jennifer Dehart	USA	17:33	1:19	22:13	41:04
58	8	4536	Vicki Grice	GBR	17:18	1:44	22:05	41:06
59	8	4463	Jayde Cosford	AUS	14:45	1:29	24:58	41:11
60	4	4627	Samantha Forde	USA	19:13	2:24	19:36	41:12
61	4	4655	Lauren Jensen Mcginnis	USA	16:39	1:35	23:00	41:13
62	5	4610	Sharon Perry	GBR	17:20	1:18	22:39	41:16
63	6	4624	Astrid Collins	USA	17:26	1:56	21:57	41:17
64	14	4495	Ellie Barrett	AUS	18:53	1:28	21:00	41:21
65	11	4595	Penny Burgess	AUS	16:15	2:04	23:06	41:23
66	7	4608	Lucy Howell	GBR	18:10	1:36	21:44	41:29
67	9	4533	Louisa Bellamy	GBR	17:09	1:44	22:38	41:30
68	10	4537	Kylara Hassall	GBR	20:14	1:55	19:27	41:36
69	5	4660	Susan Smith	USA	16:38	1:52	23:11	41:40
70	8	4518	Katherine Gage	USA	16:56	1:51	23:02	41:47
71	6	4654	Alma C. Darensburg	USA	16:30	1:58	23:24	41:51
72	8	4632	Joanne Primmer	AUS	17:04	1:46	23:03	41:52
73	6	4474	Diana Laura Gonzalez Hernandez	MEX	17:01	1:32	23:25	41:57
74	9	4617	Nina Williams	GBR	14:37	1:40	25:44	42:00
75	10	4622	Julianna Batizy-Morley	USA	17:11	1:55	22:56	42:00
76	9	4506	Stephanie Jackson-Horner	GBR	17:32	1:29	23:07	42:07
77	12	4580	Kathy Wellam	GBR	19:35	1:26	21:13	42:13
78	10	4509	Lindi Melly	GBR	18:47	1:24	22:05	42:15
79	11	4625	Christina Dorrer	USA	17:18	1:59	23:11	42:27
80	15	4491	Emma Shallcross	GBR	16:25	1:24	25:01	42:48
81	11	4541	Kelly Wickens	GBR	18:07	1:21	23:27	42:54
82	12	4619	Francesca Amalfitano	ITA	18:39	2:14	22:06	42:58
83	13	4581	Jenny Wilkie	GBR	18:48	2:15	22:03	43:05
84	11	4521	Amy Stanfield	USA	17:59	1:43	23:30	43:11
85	12	4515	Grainne Kelly	IRL	17:28	1:35	24:14	43:16
86	1	4824	SUSANA BARRIS ROCA	ESP	16:14	2:35	24:34	43:23
87	1	4704	Helen Kula-Przewanski	GBR	16:37	2:04	24:47	43:27
88	12	4551	Laura Zaunbrecher	USA	19:35	1:51	22:06	43:31
89	13	4613	Karen Riley	GBR	19:11	1:40	22:45	43:35
90	14	4620	Rika Yokoyama	JPN	18:43	2:11	22:43	43:36
91	15	4606	Jo Croft	GBR	17:15	1:29	24:55	43:39
92	7	4470	Lucy Minns	GBR	20:07	1:27	22:11	43:44
93	8	4467	Anna Felip Alegret	ESP	19:33	1:59	22:13	43:45
94	2	4700	Jane Bell	GBR	19:07	1:56	22:43	43:46
95	13	4520	Angela Man	USA	18:16	2:06	23:28	43:49
96	14	4562	Elizabeth De La Peña -	ESP	20:45	1:39	21:29	43:52
97	9	4454	Carolina Rojas Estrella	ESP	17:06	1:28	25:30	44:03
98	7	4647	Pauline Foot	GBR	17:14	2:10	24:41	44:04
99	9	4476	Bethany Ludbrook	AUS	17:37	2:02	24:33	44:11
100	16	4486	Jessica Lowe	GBR	21:14	1:57	21:05	44:15
101	3	4679	Linda Bayne	USA	19:16	1:53	23:15	44:23
102	13	4538	Sarah Huntley	GBR	18:06	1:48	24:32	44:26
103	14	4547	Victoria Anderson	USA	17:15	2:01	25:14	44:30
104	14	4504	Angela Manzano Gallardo	ESP	18:42	1:55	23:56	44:32
105	16	4623	Erika Binger	USA	17:09	1:52	25:33	44:33
106	15	4502	Sandra Borda Fortuny	ESP	20:49	1:55	21:52	44:35

2019 Pontevedra ITU Aquathlon World Championships

Age groups - Results by gender

F

Rank	Cat.R.	Bib	Name	Country	Swim	1st Transition	Run	Finish Time
107	15	4546	Kidi Segura	POR 	19:09	1:33	23:58	44:40
108	4	4676	Sue Rossi	GBR 	20:10	2:09	22:21	44:40
109	16	4532	Rachel Bell	GBR 	20:36	1:47	22:23	44:45
110	17	4604	Alice Barnes	GBR 	19:46	1:33	23:27	44:45
111	18	4611	Isabel Peters	GBR 	20:55	1:50	22:08	44:52
112	5	4666	Angeles Ayala Gutierrez	ESP 	17:22	2:17	25:19	44:57
113	15	4591	Deborah Gayle	USA 	17:13	2:39	25:11	45:02
114	16	4573	Alison King	GBR 	21:02	1:45	22:18	45:04
115	19	4614	Sam Scott	GBR 	22:35	1:32	21:00	45:06
116	8	4645	Valerie Ducatillion	FRA 	20:01	1:44	23:24	45:07
117	17	4530	Blanca Sanroma Dalmau	ESP 	18:52	1:58	24:26	45:16
118	18	4534	Ciara Blackstock	GBR 	21:51	1:59	21:32	45:21
119	6	4683	Elizabeth Jennison	USA 	19:18	2:14	23:52	45:23
120	20	4621	Kim Albin	USA 	18:57	1:52	24:37	45:25
121	17	4600	Malvina Gomes	POR 	21:19	1:43	22:24	45:26
122	7	4678	Anne Morrissey	IRL 	19:20	1:51	24:18	45:28
123	18	4572	Georgia Jackson	GBR 	19:30	1:29	24:41	45:40
124	8	4669	Maria Del Mar Terceiro Delgado	ESP 	17:19	2:00	26:26	45:44
125	9	4670	Linda Church	GBR 	20:32	1:38	23:35	45:44
126	9	4648	Gail Nicholls	GBR 	20:22	1:50	23:33	45:45
127	10	4668	Purificacion Lopez Mahia	ESP 	21:53	2:19	21:35	45:46
128	19	4569	Sarah Fenton	GBR 	19:36	1:46	24:28	45:50
129	10	4477	Laura Wood	AUS 	17:29	1:36	26:55	45:58
130	1	4740	Colleen Burns	USA 	19:23	3:01	23:36	46:00
131	20	4561	Laura Casillas Diaz	ESP 	19:38	1:49	24:40	46:06
132	11	4674	Margaret Ludden	GBR 	20:30	1:56	23:44	46:10
133	16	4510	Faye Mullen	GBR 	22:49	2:07	21:19	46:14
134	12	4694	Annette Willows	AUS 	19:15	2:01	25:00	46:15
135	21	4640	Claudia Ferreira Santos	POR 	18:51	1:37	26:06	46:33
136	22	4605	Stephanie Cox	GBR 	19:26	2:01	25:19	46:45
137	3	4705	Christine Meek	GBR 	20:50	2:20	23:41	46:51
138	4	4702	Melanie Evans	GBR 	19:06	1:55	26:03	47:04
139	23	4630	Alison Green	AUS 	18:47	1:53	26:32	47:12
140	17	4524	Ana Carolina Araujo	BRA 	22:16	1:48	23:14	47:17
141	13	4675	Kate Ross	GBR 	19:03	2:12	26:28	47:41
142	24	4616	Joyce Warburton	GBR 	20:32	2:02	25:13	47:47
143	18	4523	Angela Bernaldo	AUS 	19:40	2:11	26:04	47:54
144	17	4499	Eloisa Galli Azevedo	BRA 	19:32	2:28	25:55	47:55
145	10	4659	Diana Ruderman	USA 	21:24	2:24	24:11	47:59
146	11	4649	Jenny Papworth	GBR 	22:33	2:11	23:22	48:05
147	25	4615	Louise Tomlinson	GBR 	23:10	0:02	24:59	48:10
148	19	4554	Fernanda Mendonça De Oliveira	BRA 	22:57	2:33	22:44	48:13
149	10	4460	Colette Levens	USA 	19:37	2:52	25:50	48:18
150	14	4672	Elsbeth Goodspeed	GBR 	19:57	2:02	26:20	48:18
151	20	4544	Ina Maria Morris	GER 	20:58	1:44	26:00	48:41
152	15	4677	Ursula Ryder	GBR 	19:06	1:50	27:47	48:42
153	11	4475	Keeley Gamble	AUS 	18:21	2:12	28:26	48:57
154	5	4711	Marti Jameson	USA 	20:19	1:48	26:52	48:58
155	21	4531	Shelley Baker	GBR 	22:55	1:27	24:40	49:02
156	6	4714	Gale Moore	USA 	20:53	2:17	25:56	49:04
157	12	4663	Patricia Hernandez	CAN 	21:09	2:22	25:35	49:05
158	21	4563	Isabel Maria Fernandez Lopez	ESP 	22:48	2:06	24:19	49:12
159	26	4629	Annette Jacobs	USA 	22:40	1:46	24:50	49:15

2019 Pontevedra ITU Aquathlon World Championships

Age groups - Results by gender

F

Rank	Cat.R.	Bib	Name	Country	Swim	1st Transition	Run	Finish Time
160	7	4717	Sharon V Smith	USA	20:05	2:35	26:37	49:15
161	16	4686	Nancy Lyon-Stadler	USA	19:59	2:13	27:13	49:24
162	22	4571	Jenny Hill	GBR	22:56	2:12	24:20	49:27
163	13	4662	Beatriz Helena Caldeira Da Silva	BRA	23:30	2:45	23:34	49:48
164	17	4671	Nicola Dick	GBR	23:01	1:38	25:15	49:53
165	22	4545	Yoshimi Fukushima	JPN	24:14	2:19	23:22	49:54
166	12	4478	Rayane Mirella	BRA	24:35	2:07	23:14	49:55
167	23	4583	Stephanie Seddon-Brown	POR	22:47	1:52	25:41	50:19
168	8	4703	Angela Fisher	GBR	19:19	2:09	28:57	50:24
169	24	4586	Maya Bryson	USA	25:04	1:54	23:28	50:24
170	14	4653	Theresa Allison	USA	21:19	2:23	26:49	50:31
171	15	4643	Maria De La Rubia Gomez-Moran	ESP	20:56	1:51	27:48	50:34
172	2	4738	Barbara Walton	GBR	24:20	2:05	24:15	50:38
173	16	4646	Sarah Edmond	GBR	25:15	1:40	23:58	50:53
174	17	4651	Nicky Rumsey	GBR	21:38	2:03	27:27	51:08
175	27	4639	Jill Stephen	CAN	22:41	2:07	26:25	51:12
176	18	4657	Christy Murrell	USA	23:01	3:36	24:50	51:26
177	9	4712	Elizabeth Kelly	USA	22:39	2:22	26:30	51:30
178	1	4730	Patti Sears	USA	23:25	2:27	25:58	51:50
179	11	4465	Jessy Carveth	CAN	25:22	1:37	24:53	51:51
180	18	4688	Jill Trask	USA	22:44	1:54	27:18	51:55
181	10	4699	Marie Helene Porta	FRA	22:56	2:17	26:58	52:10
182	25	4564	Heliana Martinez Alonso	ESP	19:42	1:48	30:45	52:14
183	2	4727	Cynthia Lucking	USA	24:14	2:12	26:24	52:50
184	26	4597	Janaína Da Silva Albuquerque	BRA	26:05	2:23	24:57	53:24
185	12	4461	Elyse Levens	USA	21:04	2:44	29:46	53:33
186	27	4574	Suzette Mcquie	GBR	28:30	1:51	23:19	53:38
187	19	4658	Stephanie Rein	USA	24:14	2:56	26:54	54:03
188	11	4713	Evelyn Mclean-Cowan	USA	22:50	3:35	27:39	54:03
189	19	4692	Fran Moroney	AUS	19:13	3:08	32:06	54:26
190	20	4684	Nancy Kristoferson	USA	20:18	2:21	31:56	54:33
191	21	4680	Jackie Chen	USA	21:19	5:17	28:13	54:48
192	28	4587	Lana Burl	USA	29:37	2:13	23:08	54:57
193	28	4628	Melinda Hyatt	USA	24:33	2:27	28:03	55:03
194	29	4594	Tatsiana Tarasava	USA	26:02	2:38	26:48	55:27
195	19	4516	Sarah Ward	NZL	26:52	2:18	26:32	55:41
196	20	4661	Anneke Vandenbroek	USA	24:44	3:20	28:49	56:52
197	3	4743	Judith Reiberg	USA	24:57	3:13	28:49	56:57
198	22	4667	Laura Lopez Blanco	ESP	28:59	2:26	25:44	57:07
199	12	4715	Marcia Postallian	USA	24:12	2:52	30:29	57:32
200	30	4599	Monica Cristina Da Silva Ribeiro	BRA	28:29	4:04	25:35	58:06
201	29	4634	Zuleika Morais	BRA	28:11	2:14	28:00	58:24
202	30	4641	Mia Van Eken	USA	26:36	3:41	28:55	59:10
203	31	4626	Molly Evans	USA	28:52	2:41	27:58	59:29
204	13	4707	Blanca Leticia Valdes Coss	MEX	29:17	2:21	27:52	59:29
205	31	4579	Carrie-Ann Ward	GBR	31:29	2:07	26:22	59:57
206	14	4701	Kaz Ceeney	GBR	27:07	3:17	29:59	1:00:22
207	4	4739	Shirley Rolston	NZL	26:35	2:39	31:45	1:00:58
208	23	4550	Vanessa Wynn	USA	30:09	2:34	30:33	1:03:15
209	32	4633	Cristiane Santos De Morais	BRA	31:06	2:13	30:16	1:03:34
210	15	4716	Elle Shelley	USA	26:00	2:58	35:00	1:03:57
211	3	4731	Karen Wilcox	USA	24:51	6:07	33:23	1:04:20
212	4	4722	Sandra Main	GBR	31:52	2:37	30:18	1:04:47

2019 Pontevedra ITU Aquathlon World Championships

Age groups - Results by gender

F

Rank	Cat.R.	Bib	Name	Country	Swim	1st Transition	Run	Finish Time
213	16	4709	Joni Briganti	USA 	23:11	6:14	35:52	1:05:16
214	24	4549	Jennifer Steider	USA 	24:21	3:36	38:11	1:06:07
215	5	4723	Sally Almekinders	USA 	29:12	2:43	34:50	1:06:43
216	6	4732	Polly P Wright	USA 	27:53	3:51	35:13	1:06:56
217	2	4821	KELLY MORGAN	ESP 	28:54	4:51	33:34	1:07:18
218	33	4637	Christine Cassey	CAN 	31:50	2:51	32:41	1:07:21
219	7	4725	Joan Crisostomo	USA 	24:46	4:14	38:46	1:07:46
220	1	4745	Peggy Crome	GBR 	29:14	3:27	37:02	1:09:42
221	5	4741	Ruth Hamilton	USA 	30:53	2:43	36:36	1:10:11
222	32	4584	Diana Andrade	USA 	34:33	3:02	37:30	1:15:03
223	20	4519	Nicole Lafever	USA 	45:22	4:19	31:32	1:21:11
224	34	4631	Denise OLoghlen	AUS 	50:45	2:53	28:55	1:22:32
225	2	4746	June Black	USA 	36:54	4:56	41:07	1:22:56
226	6	4737	Angela Ogrady	GBR 	43:08	2:52	39:11	1:25:10
227	7	4742	Barbara Kostner	USA 	50:25	5:24	38:20	1:34:07
228	17	4718	Julie Dart	AUS 	28:42	11:52	53:48	1:34:22
229	23	4681	Adrienne Chin-Ogilvie	USA 	50:50	5:24	47:50	1:44:03
230	8	4734	Luise Marta Bauch	BRA 	57:48	5:49	42:58	1:46:35
		4508	Sally Megrandle	GBR 	17:31	1:33	—	—

2019 Pontevedra ITU Aquathlon World Championships

Age groups - Results by gender

M

Rank	Cat.R.	Bib	Name	Country	Swim	1st Transition	Run	Finish Time
1	1	4051	Cristian Fernandez Nieto	ESP 	12:43	1:14	15:58	29:55
2	1	4210	Ivan Rubio Rubira	ESP 	12:44	1:10	17:59	31:52
3	1	4162	Lionel Roye	FRA 	15:06	1:06	16:23	32:34
4	1	4003	Brett Baker	GBR 	14:40	1:27	17:10	33:16
5	2	4020	Johnathan Dolan	USA 	14:39	1:26	17:27	33:31
6	2	4053	Jesus Pulido Garcia	ESP 	13:53	1:06	18:42	33:40
7	1	4071	Vincent Leblond	FRA 	14:58	1:13	17:38	33:48
8	1	4033	Alfonso Bastos Garcia	ESP 	14:42	1:20	17:55	33:56
9	1	4107	Pedro Miguel Serrano Vazquez	ESP 	14:44	1:13	18:04	33:59
10	3	4015	Armando Nuñez Bautista	MEX 	14:58	1:32	17:33	34:02
11	4	4011	Ben Rawlins	GBR 	15:41	1:10	17:25	34:14
12	2	4155	Raul Gomez Garces Del Garro	ESP 	15:04	1:17	18:06	34:25
13	2	4106	David Rodriguez Lopez	ESP 	15:22	1:17	17:48	34:27
14	2	4040	William Atkinson	GBR 	15:43	1:23	17:32	34:37
15	3	4182	Pieter Dehart	USA 	14:42	1:14	18:50	34:46
16	2	4209	Mario Rosell Rosique	ESP 	14:55	1:28	18:27	34:50
17	3	4203	Victor Dobaño Lazaro	ESP 	15:38	1:08	18:11	34:56
18	1	4291	Grzegorz Zgliczynski	POL 	15:08	1:31	18:21	35:00
19	5	4019	John-Pierre Weideman	RSA 	15:32	1:21	18:08	35:00
20	4	4178	Gabriele Baroni	ITA 	14:19	1:15	19:29	35:02
21	3	4105	Airam Peraza Quintero	ESP 	15:34	1:28	18:06	35:07
22	5	4151	Pedro Pablo Bernardez Ferreiros	ESP 	15:41	1:21	18:07	35:08
23	6	4013	Benjamin Winterburn	GBR 	14:45	1:16	19:12	35:12
24	2	4286	Olaf Geserick	GER 	14:51	1:31	18:53	35:14
25	6	4152	Raúl Carrizosa Pedrol	ESP 	15:03	1:24	18:48	35:14
26	7	4002	Victor Greciano Garcia	ESP 	14:46	1:17	19:15	35:17
27	7	4163	Eric Turbe	FRA 	16:12	1:15	17:51	35:17
28	4	4140	Alexandre Dourado	BRA 	16:19	1:18	17:41	35:17
29	1	4331	Sean Kinsey	GBR 	13:34	1:30	20:22	35:24
30	2	4080	Joe Osborne	GBR 	15:25	1:18	18:42	35:24
31	8	4189	Tiago Borges	BRA 	15:48	1:30	18:14	35:32
32	3	4094	Thiago Caldas	BRA 	16:53	1:30	17:12	35:34
33	9	4175	Ian Wimpenny	GBR 	14:16	1:35	19:45	35:35
34	3	4271	Fabrice Bossion	FRA 	15:57	1:18	18:23	35:37
35	4	4068	Bernardo Jareño Manclús	ESP 	17:21	1:14	17:04	35:38
36	4	4219	Glen Hall	GBR 	13:52	1:43	20:05	35:39
37	4	4298	Michael Collins	USA 	14:58	1:26	19:19	35:41
38	5	4267	Amand Redondo Brunet	ESP 	15:47	1:21	18:35	35:42
39	1	4804	PABLO BEIRO GONZALEZ	ESP 	16:01	1:31	18:12	35:43
40	5	4215	Steven Carragher	GBR 	16:58	1:07	17:40	35:44
41	3	4043	Joel Sebastian Calderon Garcia	MEX 	16:35	1:15	17:59	35:48
42	10	4153	Miguel Daporta Mendez	ESP 	17:25	1:10	17:15	35:49
43	5	4121	Thomas Winkelmann	GER 	15:04	1:22	19:25	35:49
44	4	4041	Oliver Thorogood	GBR 	16:14	1:19	18:22	35:54
45	5	4073	Shaun Challis	GBR 	15:53	1:26	18:38	35:56
46	6	4235	Andrew Farrell	USA 	14:50	1:23	19:46	35:58
47	6	4120	Hendrik Becker	GER 	17:25	1:26	17:13	36:03
48	5	4044	Ivan Galvan Morales	MEX 	15:00	1:17	19:47	36:04
49	7	4225	Dave Warren	GBR 	14:29	1:34	20:02	36:05
50	8	4017	Matthew Clough	NZL 	16:25	1:09	18:35	36:08
51	11	4165	Nigel Gaskin	GBR 	15:35	1:33	19:02	36:10
52	2	4325	Gordon Crawford	GBR 	15:38	1:30	19:03	36:11
53	6	4304	Adriano Pedro Araujo	BRA 	15:22	2:03	18:49	36:12

2019 Pontevedra ITU Aquathlon World Championships

Age groups - Results by gender


M

Rank	Cat.R.	Bib	Name	Country	Swim	1st Transition	Run	Finish Time
54	8	4211	Philippe Le Duff	FRA 	15:45	1:14	19:19	36:16
55	12	4158	Agustin Rios Ferradas	ESP 	16:28	1:18	18:37	36:21
56	13	4157	Abel Reyes Cordero	ESP 	16:27	1:27	18:30	36:23
57	9	4007	Rhys Davies	GBR 	15:48	1:04	19:32	36:23
58	9	4246	Jordan Gover	AUS 	15:37	1:15	19:33	36:24
59	14	4160	Albert Torres Carles	ESP 	15:40	1:27	19:19	36:25
60	10	4010	Oliver Hawkins	GBR 	17:15	1:36	17:34	36:25
61	6	4047	Benjamin Snider-Mcgrath	CAN 	17:06	1:24	17:58	36:27
62	3	4050	Adrian De Paco Escamez	ESP 	16:58	1:14	18:17	36:28
63	10	4212	Sebastien Sudrie	FRA 	16:48	1:32	18:11	36:30
64	7	4295	Martin Skalnik	SVK 	15:15	1:45	19:31	36:31
65	11	4004	Liam Budd	GBR 	14:48	2:05	19:41	36:33
66	7	4037	Pablo Pedrosa Paz	ESP 	16:53	1:08	18:39	36:39
67	8	4264	Luis Gavilan Ordoñez	ESP 	15:44	1:38	19:24	36:45
68	11	4229	Michele Bellemo	ITA 	16:46	1:23	18:41	36:49
69	12	4244	Carlos Granero	ARG 	16:41	1:30	18:41	36:51
70	8	4039	James Adamson	GBR 	16:41	1:05	19:15	37:00
71	1	4377	Petr Schmidt	ITU 	14:06	2:00	20:54	37:00
72	4	4057	Tom Pollard	GBR 	17:48	1:20	17:53	37:00
73	13	4204	Hugo Ecija Bernal	ESP 	16:25	1:17	19:19	37:00
74	14	4216	Lee Carter	GBR 	16:21	1:23	19:21	37:04
75	15	4221	Fergus Mcdowall	GBR 	16:02	2:00	19:11	37:11
76	15	4177	Feroz Dewan	IND 	15:31	1:44	20:00	37:14
77	16	4232	Mario Alberto Mora Carpio	MEX 	15:44	2:00	19:33	37:17
78	12	4012	Ben Scott	GBR 	16:54	1:15	19:10	37:18
79	9	4279	Mark Salway	GBR 	15:45	1:33	20:02	37:19
80	2	4802	JOSÉ LUIS GONZÁLEZ BLANCO	ESP 	16:37	1:26	19:20	37:22
81	5	4060	Faris Alzaabi	UAE 	18:33	1:20	17:38	37:30
82	7	4112	Yiannis Christodoulou	GBR 	18:14	1:18	18:02	37:34
83	16	4187	Drew Moffrey	AUS 	16:36	1:27	19:32	37:34
84	10	4311	Michael Krüger	DEN 	17:44	1:28	18:25	37:36
85	2	4376	Gianfranco Coppa	ITA 	16:53	1:19	19:25	37:36
86	17	4239	Doug Levens	USA 	16:52	1:15	19:33	37:39
87	6	4059	João Rodrigues	POR 	17:18	1:18	19:08	37:43
88	6	4078	Tom Jackson	GBR 	18:16	1:26	18:04	37:45
89	18	4249	Giovani Chianello	BRA 	16:51	1:27	19:30	37:47
90	17	4166	Andrew Gowland	GBR 	14:52	1:21	21:34	37:47
91	7	4075	Peter Fairclough	GBR 	17:35	1:22	18:52	37:48
92	9	4042	Mathew Webb	GBR 	18:17	1:23	18:20	37:59
93	18	4195	Claudio Soto	CHI 	15:53	1:41	20:27	38:00
94	13	4024	Kawan Rangel Machado	BRA 	18:19	1:36	18:09	38:03
95	19	4169	Simon Jones	GBR 	18:03	1:23	18:39	38:05
96	20	4150	Ricard Araño Regas	ESP 	15:55	1:31	20:42	38:08
97	8	4074	Cal Clark	GBR 	18:10	2:01	18:11	38:21
98	19	4208	David Parra Villalobos	ESP 	16:37	1:45	20:03	38:23
99	10	4038	Carmelo Abraham Selma Lajarin	ESP 	18:23	1:10	18:54	38:25
100	7	4056	Clinton Lowe	GBR 	17:50	1:23	19:18	38:30
101	14	4014	Aran Joyce	IRL 	17:16	1:34	19:44	38:33
102	15	4018	Ryan Ball	RSA 	19:35	1:22	17:39	38:35
103	9	4084	Marco Viappiani	ITA 	18:52	1:31	18:15	38:37
104	16	4005	Scott Carpenter	GBR 	17:13	1:25	20:03	38:40
105	10	4081	Mark Riley	GBR 	16:59	1:25	20:19	38:42
106	21	4174	Chris Stanford	GBR 	19:25	1:34	17:44	38:43

2019 Pontevedra ITU Aquathlon World Championships

Age groups - Results by gender

M

Rank	Cat.R.	Bib	Name	Country	Swim	1st Transition	Run	Finish Time
107	17	4001	Martin Casal Mourellos	ESP 	16:21	1:25	21:01	38:47
108	3	4375	Luca Emiliano Casiraghi	ITA 	-	-	-	38:52
109	8	4063	Anderson Fernandes De Camargo	BRA 	17:08	1:36	20:11	38:54
110	8	4126	Igor Guerreiro	POR 	18:38	1:31	18:47	38:54
111	20	4220	Peter Hulme	GBR 	16:43	1:29	20:45	38:57
112	9	4119	Craig Topp	GBR 	17:04	1:43	20:12	38:59
113	11	4072	Andrews Rouet	FRA 	19:17	1:34	18:10	39:00
114	3	4339	Gunter Stecher	GER 	16:04	2:03	20:54	39:00
115	21	4222	Gethin Parham	GBR 	17:45	1:36	19:43	39:03
116	10	4117	Brad Pontin	GBR 	18:58	1:16	18:51	39:04
117	12	4086	Aniel Smith	NZL 	18:39	1:20	19:06	39:04
118	11	4290	Bjørn Nøstvik	NOR 	18:51	1:29	18:52	39:11
119	13	4066	Álvaro Bueno Romero	ESP 	19:09	1:59	18:05	39:13
120	4	4335	Mark Scott	GBR 	15:41	1:51	21:42	39:13
121	11	4144	Adrián David Yépez Quintana	ECU 	18:25	1:44	19:06	39:14
122	22	4161	Juan Antonio Vergara Nebro	ESP 	16:40	1:21	21:16	39:15
123	12	4265	David Lazaro Delgado	ESP 	16:24	1:30	21:29	39:21
124	5	4360	Jürgen Contreras	CHI 	16:29	1:41	21:13	39:22
125	1	4419	Greg Salter	AUS 	17:14	1:40	20:29	39:22
126	22	4201	Alberto Cabanas Nistal	ESP 	18:13	1:33	19:40	39:25
127	14	4076	Andrew Gunther	GBR 	19:42	1:27	18:17	39:25
128	6	4318	Fernando Alonso Cueva	ESP 	16:25	1:38	21:25	39:27
129	11	4045	Matt Lograsso	USA 	17:38	1:36	20:17	39:30
130	4	4370	Ron Evans	GBR 	16:24	1:39	21:29	39:31
131	7	4350	George Serbia	USA 	15:29	2:23	21:40	39:31
132	15	4085	Jefry Visser	NED 	17:20	1:40	20:34	39:33
133	18	4006	Jack Channon	GBR 	14:44	1:20	23:37	39:41
134	13	4266	Juan Antonio Madueño Calderon	ESP 	18:38	1:31	19:32	39:41
135	23	4245	Scott Beveridge	AUS 	16:45	1:38	21:20	39:42
136	8	4332	David Poland	GBR 	17:24	1:44	20:38	39:45
137	9	4356	Ricardo De Miranda Kleiner	BRA 	17:22	2:01	20:29	39:50
138	12	4102	Raul Gonzalez Romero	ESP 	18:44	1:33	19:36	39:52
139	10	4327	Adrian Feasby	GBR 	17:36	1:21	20:56	39:52
140	13	4103	Juan Manuel Lagares Gonzalez	ESP 	17:05	1:43	21:09	39:56
141	24	4227	Eddie Burton	IRL 	18:20	1:54	19:43	39:56
142	16	4082	Will Senior	GBR 	19:38	1:39	18:44	40:00
143	5	4393	Chris Palfrey	AUS 	16:51	1:45	21:30	40:05
144	14	4135	Andrew Sandell	USA 	17:43	2:04	20:18	40:05
145	9	4054	Sergio Azon Belarre	GBR 	18:41	1:24	20:01	40:06
146	14	4275	Peter Clayton	GBR 	17:07	1:40	21:26	40:12
147	23	4167	Jonathan Gubb	GBR 	18:23	1:33	20:19	40:14
148	25	4224	Neil Turner	GBR 	19:18	1:13	19:45	40:15
149	15	4285	Martin Wilson	GBR 	17:29	1:38	21:14	40:19
150	17	4083	John Wood	GBR 	15:30	1:49	23:02	40:19
151	24	4184	Elton Hassall	USA 	19:53	1:32	18:58	40:22
152	12	4035	Sergio Moreno Sánchez	ESP 	19:14	1:22	19:51	40:26
153	15	4113	Dan Claflin	GBR 	19:07	1:45	19:37	40:28
154	26	4242	Ben Turman	USA 	21:14	1:42	17:32	40:28
155	10	4058	Tom Radley	GBR 	20:34	1:22	18:34	40:29
156	18	4092	Jeff Thompson	USA 	16:32	1:47	22:11	40:30
157	11	4341	Dave Scott	NZL 	18:36	1:37	20:22	40:34
158	16	4100	Joan Alarcón Vila	ESP 	20:39	1:14	18:45	40:36
159	6	4397	Jose Francisco Silva	POR 	18:02	1:40	20:56	40:37

2019 Pontevedra ITU Aquathlon World Championships

Age groups - Results by gender

M

Rank	Cat.R.	Bib	Name	Country	Swim	1st Transition	Run	Finish Time
160	27	4223	Lee Sole	GBR	17:24	1:32	21:46	40:41
161	12	4346	John Myers	USA	17:47	1:45	21:12	40:43
162	13	4353	Clint Bain	AUS	19:21	1:45	19:41	40:46
163	17	4116	Sebastian Parris	GBR	20:07	1:27	19:14	40:47
164	25	4170	Ralf Krause Reis Machado	GBR	19:21	1:28	20:01	40:50
165	26	4168	Ben Hieatt-Smith	GBR	18:22	1:49	20:42	40:53
166	18	4111	Gary Burman	GBR	19:10	1:29	20:18	40:55
167	3	4813	ADOLFO FERNANDEZ GONZALEZ	ESP	14:32	2:23	24:02	40:56
168	7	4374	Raffaele Buonocore	ITA	17:58	1:44	21:16	40:57
169	16	4273	Stephen Baines	GBR	17:35	1:57	21:26	40:58
170	28	4238	Alan Kraklow	USA	15:34	1:38	23:48	40:59
171	27	4183	Lucas Elder	USA	17:20	1:32	22:13	41:05
172	19	4142	Irion Serafim De Souza Filho	BRA	18:07	1:42	21:17	41:06
173	17	4280	Neil Smith	GBR	15:55	2:21	22:51	41:06
174	20	4101	Frederic Corderas Ibarz	ESP	19:06	1:35	20:28	41:08
175	21	4108	Quentin Duquenne	FRA	17:47	1:31	21:55	41:12
176	2	4403	Neil Arundel	GBR	17:07	2:03	22:09	41:17
177	11	4055	David Janes	GBR	17:39	1:39	22:02	41:18
178	19	4079	Kevin Martin	GBR	19:13	1:28	20:45	41:24
179	12	4052	Daniel Lizcano Cuervo	ESP	19:27	1:31	20:31	41:28
180	8	4378	Jacek Dziarek	POL	18:03	1:39	21:52	41:33
181	18	4270	David Suarez Redondo	ESP	19:49	1:44	20:04	41:36
182	14	4319	Javier Domínguez Muñoz	ESP	18:29	1:58	21:10	41:36
183	15	4348	Jeremy Oury	USA	19:51	1:33	20:16	41:39
184	28	4179	Toshihiko Ako	JPN	20:22	1:50	19:30	41:41
185	19	4293	Luís Rosário	POR	18:55	1:59	20:51	41:44
186	20	4292	João Gomes	POR	18:55	1:41	21:09	41:44
187	22	4143	Paulo Vinicius Vilar Christofaro	BRA	18:43	1:55	21:10	41:46
188	29	4226	Jon Wickett	GBR	18:02	1:28	22:19	41:48
189	29	4173	David Smelt	GBR	17:53	1:40	22:16	41:49
190	23	4110	Nicholas Bellamy	GBR	19:44	1:41	20:29	41:53
191	9	4379	Louis Almekinders	USA	18:10	1:50	21:54	41:53
192	30	4149	Francisco Antonio Alvar Dacosta	ESP	20:18	2:00	19:37	41:54
193	31	4172	Matt Rung	GBR	20:04	1:43	20:10	41:55
194	21	4276	Brian Elliott	GBR	18:30	1:42	21:45	41:56
195	3	4402	Alain Maubras	FRA	19:15	1:34	21:15	42:02
196	4	4413	Philip Friedman	USA	18:51	1:49	21:23	42:02
197	24	4115	Stephen Mulligan	GBR	20:10	1:24	20:29	42:03
198	30	4230	Federico Betti	ITA	18:31	1:50	21:57	42:17
199	1	4424	Angel Santamaria Cuevas	ESP	16:50	1:50	23:43	42:21
200	31	4218	Richard Fenton	GBR	19:16	1:28	21:38	42:22
201	13	4061	Seena Tabibi	USA	20:29	2:00	19:56	42:25
202	32	4207	Faustino Meis Veiga	ESP	20:59	1:42	19:46	42:26
203	22	4274	Andy Barwise	GBR	18:45	1:44	22:02	42:31
204	33	4213	Peter Biggs	GBR	18:00	1:44	22:49	42:31
205	19	4009	Thomas Edmond	GBR	19:23	1:30	21:41	42:34
206	32	4159	Javier Cecilio Salgado Algarrada	ESP	20:03	1:53	20:43	42:38
207	20	4008	Rhys Dolan	GBR	18:48	1:30	22:20	42:38
208	4	4803	EDGAR URREA GOMEZ	ESP	17:32	2:07	23:06	42:44
209	21	4029	Pedro Turra	BRA	19:42	1:57	21:15	42:52
210	23	4281	Michael Stevenson	GBR	20:22	2:01	20:31	42:53
211	16	4336	David Stewart	GBR	20:14	1:59	20:46	42:58
212	10	4391	Ricardo Farengo	ARG	16:41	1:48	24:38	43:06

2019 Pontevedra ITU Aquathlon World Championships

Age groups - Results by gender

M

Rank	Cat.R.	Bib	Name	Country	Swim	1st Transition	Run	Finish Time
213	34	4217	Richard Church	GBR	18:21	1:36	23:12	43:08
214	24	4284	Lyndon Williams	GBR	17:37	1:53	23:40	43:09
215	11	4392	Allan Bieber	AUS	19:00	1:51	22:21	43:11
216	33	4194	Leonardo Dos Santos Silva	BRA	18:44	2:04	22:26	43:13
217	20	4077	James Haddley	GBR	19:19	1:31	22:25	43:14
218	17	4320	Antonio Federico Serrat Soto	ESP	18:19	2:19	22:43	43:19
219	25	4277	John Fitzpatrick	GBR	20:04	1:26	21:52	43:21
220	26	4263	Francisco Javier Fontao Ageitos	ESP	19:50	1:57	21:37	43:24
221	18	4357	Manoel Alberto Lopes Dias	BRA	20:31	2:04	20:50	43:25
222	19	4347	Christopher Novak	USA	21:55	1:51	19:41	43:25
223	34	4171	Kevin Morice	GBR	20:15	1:35	21:40	43:29
224	35	4251	Alex Torquato Dos Santos	BRA	19:16	1:57	22:30	43:42
225	36	4255	Norm O'Reilly	CAN	19:19	2:07	22:18	43:43
226	5	4409	Michael Lisle	GBR	19:03	1:41	23:02	43:46
227	27	4294	Rudolf Krizik	SVK	20:29	2:12	21:08	43:47
228	21	4093	Caio Azevedo	BRA	19:16	2:16	22:20	43:50
229	37	4233	Luís Ferreira	POR	20:35	1:35	21:43	43:52
230	28	4278	Alec Johnson	GBR	19:39	1:49	22:27	43:54
231	38	4241	Scott Shaw	USA	21:16	1:34	21:06	43:54
232	20	4326	Stuart Doyle	GBR	19:29	2:10	22:24	44:02
233	29	4283	Alan Turton	GBR	21:17	1:31	21:19	44:06
234	35	4193	Dimas Salvia	BRA	18:15	1:32	24:26	44:12
235	36	4164	Graeme Bell	GBR	19:12	1:35	23:29	44:15
236	37	4176	Andreas Schulz	GER	19:36	1:38	23:15	44:27
237	6	4421	Troels Stubager	DEN	20:08	2:02	22:22	44:32
238	21	4330	Stephen Holgate	GBR	19:06	1:58	23:33	44:36
239	30	4312	Santiago Rafael Bonilla Nolivos	ECU	18:50	2:10	23:41	44:40
240	12	4394	Paul Willows	AUS	18:13	1:53	24:37	44:41
241	25	4114	David Moffat	GBR	21:34	1:44	21:38	44:54
242	26	4129	Ryan Halley	USA	22:08	2:04	20:47	44:58
243	31	4269	Robert Sopena Bert	ESP	22:12	2:14	20:33	44:58
244	5	4818	JOSEP UTGES MENDOZA	ESP	15:36	3:55	25:33	45:03
245	39	4234	Dale Dolan	USA	16:32	1:45	26:52	45:07
246	7	4410	David Patten	GBR	20:55	1:57	22:24	45:14
247	22	4070	Brais Rodriguez Lopez	ESP	25:16	2:11	18:01	45:28
248	32	4300	Jim Ettenger	USA	21:09	2:15	22:09	45:32
249	40	4202	Javier Contreras Amoedo	ESP	20:26	1:47	23:22	45:34
250	22	4333	David Sales	GBR	20:47	1:58	22:52	45:36
251	27	4137	Daniel Adjafre Da Costa Matos	BRA	22:13	1:59	21:40	45:51
252	23	4337	David Virden	GBR	22:35	1:53	21:28	45:55
253	24	4354	Craig Elvish	AUS	20:17	1:50	23:58	46:03
254	28	4122	Takahiro Mishina	JPN	23:32	1:53	20:40	46:04
255	25	4322	Antoni Vila Fernández-Santacruz	ESP	22:15	1:57	22:09	46:20
256	26	4340	Hector Ordaz Castillo	MEX	23:05	1:44	21:32	46:20
257	38	4190	Lessandro Büll	BRA	22:20	2:18	21:44	46:22
258	33	4299	Raul Correa	USA	22:10	2:23	21:52	46:24
259	13	4387	Dan Redfern	USA	16:23	2:41	27:22	46:25
260	2	4433	Peter Hoyt	USA	20:28	1:56	24:04	46:28
261	27	4323	Eric Devaux	FRA	21:45	1:51	22:54	46:28
262	29	4109	Gareth Bates	GBR	24:17	1:27	20:48	46:31
263	41	4243	Justin Woodson	USA	24:10	1:45	20:55	46:50
264	3	4428	Peter Grünebach	GER	20:51	1:52	24:12	46:53
265	8	4408	Graham Le Good	GBR	23:04	2:15	21:36	46:54

2019 Pontevedra ITU Aquathlon World Championships

Age groups - Results by gender

M

Rank	Cat.R.	Bib	Name	Country	Swim	1st Transition	Run	Finish Time
266	14	4383	Peter Harvey	USA	22:04	2:25	22:37	47:06
267	28	4351	Andrew Thacher	USA	21:17	2:20	23:37	47:13
268	42	4206	Francisco Jose Lillo Garcia	ESP	20:09	2:20	24:52	47:19
269	30	4125	Jort Vlam	NED	20:38	2:30	24:14	47:22
270	4	4426	Michael Smallwood	GBR	19:54	2:20	25:10	47:23
271	43	4247	Paul Green	AUS	19:39	2:09	25:43	47:31
272	5	4429	Hjalmar Schiøtz	NOR	21:03	2:15	24:18	47:35
273	39	4186	Reno Renaldo	USA	22:41	1:53	23:07	47:39
274	15	4371	Keith Freegard	GBR	22:52	1:45	23:06	47:41
275	6	4744	STEVE POLLEY	ESP	20:50	2:18	24:40	47:46
276	31	4124	Miguel Jimenez Galindo	MEX	26:06	1:53	19:50	47:48
277	9	4406	James Howard Jeffrey	GBR	24:07	1:49	21:55	47:50
278	44	4231	Juan Carlos Green Guillen	MEX	22:53	1:57	23:15	48:03
279	29	4349	Andrew Palowitch	USA	22:05	1:45	24:16	48:04
280	32	4138	Antonio Gustavo Da Silva Pereira	BRA	26:54	2:03	19:25	48:21
281	30	4344	Kevin Elmore	USA	22:13	2:00	24:11	48:24
282	40	4181	Christopher Burl	USA	22:17	2:35	23:36	48:26
283	31	4334	Lewis Saunders	GBR	22:11	2:09	24:08	48:27
284	23	4090	Theodore Clark	USA	18:59	2:12	27:29	48:38
285	16	4369	Simon Roger Elliot	GBR	23:39	1:46	23:34	48:58
286	17	4380	Bill Baker	USA	22:58	2:36	23:25	48:58
287	18	4372	Michael Meaney	GBR	24:11	2:14	22:36	49:00
288	34	4305	Ricardo De Carvalho Rêgo	BRA	23:20	1:56	23:45	49:01
289	45	4254	Michael Lelievre	CAN	21:43	3:21	24:14	49:17
290	41	4191	Daniel Odon	BRA	22:59	3:08	23:28	49:34
291	10	4404	Paul Bennett	GBR	24:10	1:47	23:41	49:37
292	33	4104	Alejandro Lopez Vega	ESP	25:16	2:08	22:15	49:38
293	24	4091	David Swafford	USA	23:39	1:42	24:24	49:44
294	14	4062	Cameron Neumann	AUS	23:09	1:53	24:45	49:47
295	32	4329	Mark Harney	GBR	26:11	1:39	22:00	49:48
296	35	4310	Greg Gubbe	CAN	22:03	2:41	25:16	49:59
297	34	4141	Thiago Pagoto Marinho	BRA	28:11	2:03	19:49	50:02
298	46	4248	David Gunn	AUS	25:29	2:13	22:24	50:04
299	36	4282	Ben Thornton	GBR	26:24	2:42	21:03	50:08
300	7	4750	JEFFREY ROBERT	ESP	22:42	3:50	23:37	50:08
301	42	4154	Alfredo Ferreiro Deaño	ESP	28:35	2:09	19:30	50:13
302	33	4342	Tom Baillie	USA	25:12	2:19	22:45	50:16
303	35	4123	Yasufumi Shimomura	JPN	24:53	2:20	23:04	50:16
304	34	4343	Tom Brooks	USA	26:36	1:58	22:05	50:38
305	36	4130	Michael Krisle	USA	26:13	2:23	22:10	50:46
306	6	4431	Gene Cormier	USA	24:31	2:04	24:17	50:51
307	25	4089	Brian Armstrong	USA	24:12	3:50	22:58	51:00
308	11	4405	Patrick Foster	GBR	23:02	1:53	26:15	51:10
309	12	4401	Antonio Pareja Mochales	ESP	24:38	2:07	24:28	51:12
310	13	4418	Rod Rose	AUS	27:06	1:39	22:31	51:16
311	19	4390	Jim Yanoschik	USA	21:46	2:09	27:25	51:19
312	35	4345	Thomas Jagodits	USA	24:38	2:43	24:04	51:24
313	7	4432	Gary Gorman	USA	20:07	3:23	27:56	51:25
314	43	4156	Juan Carlos Martinez Guiot	ESP	22:45	4:18	24:27	51:30
315	44	4188	Josh Vella	AUS	24:20	2:34	25:05	51:59
316	8	4425	Raymond OGrady	GBR	26:51	1:56	23:18	52:05
317	14	4407	Philip Kidd	GBR	26:40	2:08	23:19	52:06
318	26	4067	Miguel Canalo Gonzalez	ESP	26:35	3:49	21:43	52:07

2019 Pontevedra ITU Aquathlon World Championships

Age groups - Results by gender





M

Rank	Cat.R.	Bib	Name	Country	Swim	1st Transition	Run	Finish Time
319	37	4302	Garrett Williamson	USA	19:55	2:31	29:42	52:07
320	8	4807	MANUEL CRUCES VERGARA	ESP	18:29	2:24	31:17	52:09
321	1	4445	Robert Plant	USA	24:08	2:34	25:44	52:25
322	38	4301	David Robinson	USA	20:47	2:16	29:31	52:33
323	36	4324	David Brewer	GBR	28:55	2:16	21:25	52:36
324	15	4411	Ron White	GBR	24:01	2:10	26:39	52:48
325	27	4097	Carlo Bentley	USA	27:34	1:44	23:34	52:51
326	9	4801	DIEGO PANADERO ALVAREZ	ESP	26:33	2:35	23:59	53:06
327	47	4237	Bryan Girouard	USA	30:58	2:53	19:17	53:08
328	10	4817	JAMES FOX	ESP	25:43	2:45	25:21	53:48
329	37	4358	Wantuil Teixeira	BRA	27:47	2:45	23:20	53:51
330	22	4026	Fernando Nieto	BRA	27:07	2:23	24:31	54:01
331	11	4809	JOSÉ EMILIO GARCÍA VILLAVERDE	ESP	26:25	1:50	25:59	54:13
332	20	4382	Michael Felicissimo	USA	26:39	2:40	25:05	54:24
333	38	4321	Oscar Jose Suris Regueiro	ESP	30:09	1:55	22:44	54:46
334	9	4427	Douglas Wood	GBR	24:48	2:08	28:13	55:09
335	48	4250	Jose Antonio Correa Scandiuuzzi Ferreira	BRA	25:21	2:18	27:31	55:09
336	39	4359	Jeff Shmoorkoff	CAN	28:08	2:45	24:26	55:19
337	21	4373	Martin Epkenhans	GER	26:19	2:55	26:40	55:54
338	22	4389	Les Shibata	USA	31:12	1:37	23:21	56:10
339	2	4438	Manuel Jose Cruces Prado	ESP	24:17	3:15	29:07	56:38
340	49	4256	Ángel Vinicio Páez Echeverría	ECU	31:46	2:25	22:44	56:55
341	37	4139	Gustavo De Quadros Câmara	BRA	21:10	2:20	33:41	57:10
342	39	4268	Francisco Javier Rojas Cruz	ESP	29:50	1:47	25:44	57:21
343	40	4352	Garry Young	USA	24:51	3:53	29:32	58:16
344	16	4400	Francisco Gala Pla	ESP	29:32	3:14	25:43	58:28
345	17	4416	Michael King	AUS	26:36	2:12	30:02	58:49
346	23	4395	Wagner Lemes	BRA	25:45	2:32	30:33	58:49
347	24	4384	Bruce Metge	USA	25:39	3:01	30:14	58:52
348	18	4422	Larry Kravitz	USA	22:55	3:33	33:05	59:33
349	28	4087	Pedro Bernardes	POR	33:17	2:09	24:08	59:33
350	25	4396	Bjarne Heck	DEN	27:08	2:24	31:04	1:00:35
351	3	4440	Steffen-Luis Neuendorff	GER	28:57	3:21	28:56	1:01:13
352	40	4296	Anthony Alleman	USA	27:41	2:46	31:20	1:01:45
353	23	4027	Pedro Monteiro Anjos Da Silva	BRA	33:16	2:30	26:12	1:01:58
354	50	4205	Juan Carlos Gonzalez Ibañez	ESP	32:04	3:02	27:10	1:02:14
355	38	4134	Paul Perrone	USA	29:34	3:48	29:20	1:02:40
356	26	4386	Joe Parks	USA	30:11	2:43	30:04	1:02:56
357	19	4415	David Johns	USA	29:25	2:40	31:27	1:03:32
358	51	4236	Jason Floyd	USA	29:55	2:27	31:17	1:03:38
359	27	4381	Gerardo Corbato	USA	35:28	3:01	25:26	1:03:54
360	20	4420	Wolfgang Halbwachs	AUT	31:00	3:24	29:40	1:04:02
361	4	4444	Kenneth Lewis	USA	28:07	3:50	32:15	1:04:11
362	12	4814	RICHARD WALTON	ESP	35:01	3:05	26:14	1:04:19
363	5	4442	Tom Campbell	USA	30:06	4:39	31:22	1:06:06
364	6	4446	Julio De Siqueira Abadia	BRA	29:12	3:51	34:27	1:07:29
365	41	4297	David Carfagno	USA	32:45	3:58	31:08	1:07:50
366	42	4306	Antonio Carlos Dos Santos Velloso	BRA	39:38	3:18	25:10	1:08:04
367	21	4417	Greg Lebeter	AUS	33:11	2:56	33:45	1:09:51
368	13	4810	KENETT BRENES SIBAJA	ESP	44:43	2:49	24:27	1:11:58
369	1	4450	Garth Barfoot	NZL	33:58	4:44	35:36	1:14:17
370	39	4133	Ivaylo Pavlov	USA	35:03	6:20	38:29	1:19:51
371	28	4385	Richard Moore	USA	26:39	6:13	57:24	1:30:14

2019 Pontevedra ITU Aquathlon World Championships

Age groups - Results by gender

M

Rank	Cat.R.	Bib	Name	Country	Swim	1st Transition	Run	Finish Time
		4303	Christian Siedlitzki	AUT 	17:40	1:29	—	—
		4439	Miguel Vidal Galindo	ESP 	42:56	5:33	—	—
		4136	James Wynn	USA 	25:10	2:44	13:46	41:38
		4434	Donnell Maenair	USA 	30:37	6:17	16:12	53:05