




































# 2019 Târgu Mures ETU Multisport European Championships - Standard D

## Nemenkénti eredménylista

F

Hely.	Kat.h.	Rsz	Név	Nemzet.	1. Futás	1. depo	Kerékpár	2. depo	2. Futás	Cél idő
1	1	334	Rachel Wiseman	GBR 	36:07	1:20	1:02:51	1:40	17:27	1:59:23
2	1	358	Karen Murphy	GBR 	39:47	1:45	1:05:24	2:07	19:05	2:08:07
3	1	350	Seanin Gilmore	IRL 	41:53	1:50	1:04:12	1:59	20:18	2:10:12
4	1	370	Marinella Sciuccati	ITA 	42:26	1:42	1:05:47	2:08	20:48	2:12:50
5	2	332	Lindsay Russell-Smith	GBR 	42:44	1:43	1:07:00	2:00	21:56	2:15:20
6	1	338	Clementina Davies	GBR 	45:29	1:31	1:05:31	2:11	21:44	2:16:25
7	3	331	Eleanor Jukes	GBR 	42:43	1:42	1:10:16	2:07	20:31	2:17:17
8	2	353	Jayne Baldwin	GBR 	42:49	1:56	1:11:11	2:15	21:10	2:19:19
9	4	330	Ruth Jones	GBR 	42:09	1:45	1:14:22	2:04	20:45	2:21:02
10	2	364	Tracey Greenway	GBR 	43:11	1:59	1:11:00	2:34	22:57	2:21:39
11	3	359	Diana Mull	GER 	45:24	1:56	1:10:29	1:59	22:37	2:22:22
12	2	348	Steph Spencer	GBR 	43:23	1:57	1:14:53	2:16	20:55	2:23:23
13	3	344	Becky Mccorquodale	GBR 	44:38	1:43	1:13:36	2:19	22:35	2:24:48
14	2	337	Rachel Cliff	GBR 	47:43	1:49	1:11:28	2:02	22:38	2:25:38
15	4	354	Jennifer Hopkinson	GBR 	46:03	1:52	1:13:59	2:21	22:34	2:26:47
16	4	343	Fern Hordern	GBR 	45:30	1:42	1:14:37	2:13	23:07	2:27:07
17	1	326	Beth Rendall	GBR 	46:22	1:36	1:13:51	1:59	23:26	2:27:11
18	3	369	Elizabeth OConnor	IRL 	46:38	1:37	1:10:44	2:37	25:55	2:27:29
19	3	340	Jane Simons	GBR 	46:24	2:05	1:14:12	2:38	24:38	2:29:55
20	5	333	Jennifer Tomblin	GBR 	48:44	1:55	1:12:20	2:15	24:53	2:30:04
21	4	339	Shelley Jamison	GBR 	48:05	1:35	1:15:53	1:52	23:08	2:30:32
22	5	347	Alison Smith	GBR 	48:12	1:46	1:14:12	2:05	24:21	2:30:33
23	4	362	Jayne Butterworth	GBR 	49:26	1:59	1:13:31	2:28	23:39	2:31:01
24	6	342	Dariela Ionescu	ROU 	45:45	2:36	1:16:38	3:30	22:49	2:31:17
25	6	329	Diana Gal	ROU 	47:26	2:02	1:16:53	2:29	22:29	2:31:17
26	5	357	Jess Mcmorris	GBR 	49:43	1:44	1:14:04	2:09	23:57	2:31:35
27	5	336	Alison Boyle	GBR 	46:00	2:09	1:18:19	2:29	23:44	2:32:39
28	6	355	Isaline Kneale	GBR 	47:51	1:58	1:16:35	2:48	24:31	2:33:41
29	5	363	Julie Cooke	GBR 	47:24	2:10	1:19:13	2:33	24:37	2:35:55
30	7	345	Justine Norman	GBR 	52:05	1:43	1:13:31	2:24	26:19	2:36:00
31	1	375	Elsbeth Knott	GBR 	52:50	1:51	1:12:41	2:31	26:25	2:36:17
32	1	373	Frances Hooper	GBR 	48:10	2:25	1:19:33	2:41	23:49	2:36:36
33	6	365	Geraldine Howard	GBR 	52:28	2:02	1:14:34	2:35	26:50	2:38:26
34	1	324	Paige Mcleod	GBR 	51:45	1:51	1:16:24	2:21	26:58	2:39:18
35	7	366	Angela Wallis	GBR 	53:12	1:58	1:18:05	2:26	25:58	2:41:37
36	7	360	Beate Pelani	GER 	49:58	1:46	1:23:16	2:16	25:38	2:42:52
37	1	328	Noemi Lupuj	ROU 	50:56	1:54	1:18:17	3:19	31:07	2:45:31
38	2	376	Yvonne Twelvetree	GBR 	50:31	2:04	1:24:50	3:04	26:19	2:46:47
39	8	367	Susanne Apfel	GER 	53:29	2:15	1:28:34	3:22	29:23	2:57:01
40	2	374	Jane Oughton	GBR 	1:00:55	2:19	1:21:45	2:52	29:20	2:57:09
41	2	325	Emily Burton	GBR 	57:52	1:45	1:29:02	2:33	32:47	3:03:58

# 2019 Târgu Mures ETU Multisport European Championships - Standard D

## Nemenkénti eredménylista

M

Hely.	Kat.h.	Rsz	Név	Nemzet.	1. Futás	1. depo	Kerékpár	2. depo	2. Futás	Cél idő
1	1	234	Alex Doherty	GBR	35:20	1:32	56:05	1:38	18:16	1:52:49
2	1	213	Andrei Vrabii	MDA	35:42	1:34	56:27	2:01	17:28	1:53:10
3	1	222	Jonathan Read	GBR	35:24	1:23	57:55	1:33	17:28	1:53:41
4	1	203	Johannes Heindl	AUT	36:01	1:12	57:40	1:42	17:13	1:53:46
5	2	221	Jonathan Peters	GBR	35:10	1:19	59:04	1:59	17:14	1:54:44
6	2	231	Parpan Daniel	SUI	36:06	1:22	57:14	1:37	18:55	1:55:13
7	1	253	David Fletcher	GBR	36:07	1:26	59:00	1:37	18:02	1:56:11
8	3	233	Andrew Bedford	GBR	36:43	1:11	59:53	1:30	17:15	1:56:29
9	2	251	Andrew Cooke	GBR	34:30	1:21	1:01:53	1:44	17:29	1:56:55
10	2	206	Dan Elliot	GBR	37:39	1:22	57:51	1:38	18:46	1:57:13
11	3	250	Matthew Allen	GBR	34:51	1:16	1:02:32	1:36	17:32	1:57:44
12	4	237	Stuart Mclay	GBR	36:18	1:29	1:00:57	1:50	17:42	1:58:14
13	3	216	Chris Bessemans	BEL	36:54	1:32	1:00:32	1:47	17:55	1:58:37
14	1	270	Krausz Zoltán	HUN	37:30	1:28	1:01:39	1:43	17:46	2:00:05
15	5	227	Adrian Costea	ROU	38:27	1:36	59:15	1:53	19:04	2:00:13
16	2	267	Phil Hall	GBR	41:01	1:43	56:22	1:47	19:50	2:00:40
17	1	297	Christopher Doyle	LUX	38:40	1:39	59:14	1:57	19:18	2:00:46
18	2	211	Istvan Terebesi	ROU	40:02	1:27	57:20	1:58	20:50	2:01:36
19	6	228	Istvan Csergedi	ROU	40:02	1:22	59:01	1:50	19:51	2:02:04
20	2	287	Aeneas Appius	SUI	38:44	1:09	1:01:36	1:46	19:08	2:02:22
21	1	279	Warren Mason	GBR	41:01	1:38	58:56	1:46	19:12	2:02:31
22	2	276	Thomas Hackner	AUT	39:09	1:25	1:01:20	2:06	18:54	2:02:52
23	7	238	Robert Osborn	GBR	39:41	1:10	1:00:31	1:43	19:56	2:02:58
24	4	218	Matt Baldock	GBR	37:52	1:27	1:03:45	1:47	18:14	2:03:02
25	4	249	Boštjan Cipot	SLO	38:06	1:22	1:02:31	1:50	19:38	2:03:25
26	3	261	Matej Temlin	SLO	38:34	1:18	1:02:42	2:00	18:59	2:03:32
27	3	207	Riley Richardson	GBR	37:38	1:20	1:03:25	1:30	19:43	2:03:34
28	3	283	Harry McDermott	IRL	38:37	1:36	1:02:50	1:55	19:00	2:03:57
29	4	205	Jayson Wersy	FRA	38:16	1:32	1:02:29	1:39	20:41	2:04:35
30	5	248	Cosmin Szekely Papp	ROU	38:02	1:36	1:04:52	1:54	18:14	2:04:37
31	8	230	Ildis Teofic	ROU	39:02	1:15	1:03:09	1:53	19:26	2:04:44
32	9	235	Kevin Garlick	GBR	38:48	2:02	1:03:12	2:03	18:46	2:04:49
33	6	246	Andras Maier Magyarosi	ROU	38:52	1:35	1:04:12	1:59	19:07	2:05:44
34	5	217	Tom Anderson	GBR	40:51	1:29	1:01:24	1:58	21:03	2:06:42
35	7	254	Paul Roberts	GBR	39:57	1:24	1:03:22	1:42	20:41	2:07:03
36	8	256	Bachir Nasr	LIB	40:34	1:51	1:02:00	1:54	20:58	2:07:15
37	4	280	Ivan Newton	GBR	41:11	1:37	1:03:37	1:40	19:24	2:07:26
38	10	236	Paul Heron	GBR	38:56	1:40	1:04:38	2:03	20:15	2:07:31
39	4	265	John Carr	GBR	37:36	1:20	1:07:34	2:32	18:42	2:07:42
40	3	286	Zoran Antolin	SLO	39:44	1:46	1:04:07	2:01	20:28	2:08:04
41	5	269	Julian Ridgley	GBR	42:19	1:39	1:03:14	1:54	19:35	2:08:39
42	6	264	Mark Booth	GBR	39:19	1:45	1:07:34	2:01	18:15	2:08:53
43	4	295	Mark Wilsher	GBR	41:57	1:42	1:03:59	2:03	20:21	2:10:00
44	6	215	Bogdan Adrian Pastrav	ROU	40:39	2:03	1:05:13	2:26	20:05	2:10:24
45	5	291	Simon John Reynolds	GBR	43:38	1:45	1:00:47	2:20	22:01	2:10:29
46	9	244	Radu Cordosan	ROU	40:13	1:33	1:05:21	1:50	22:06	2:11:01
47	5	282	Michael Thomson	GBR	41:24	1:56	1:05:31	2:04	20:23	2:11:17
48	10	252	Denzil De Bie	GBR	40:35	1:26	1:07:21	2:01	19:56	2:11:17
49	1	314	Jörg Stehle	GER	42:58	1:35	1:02:50	1:58	22:04	2:11:23
50	11	226	Mihai Cengher	ROU	41:23	1:44	1:06:03	2:05	20:19	2:11:31
51	6	290	Martyn Pollitt	GBR	42:22	1:35	1:04:43	1:54	21:11	2:11:43
52	6	281	Clifford Puttock	GBR	41:19	1:37	1:07:04	2:06	20:09	2:12:13
53	7	263	Thomas Schönauer	AUT	40:58	1:41	1:04:10	2:15	23:18	2:12:21

# 2019 Târgu Mures ETU Multisport European Championships - Standard D

## Nemenkénti eredménylista

M

Hely.	Kat.h.	Rsz	Név	Nemzet.	1. Futás	1. depo	Kerékpár	2. depo	2. Futás	Cél idő
54	8	266	Shaun Carr	GBR	40:12	1:32	1:08:37	1:54	20:12	2:12:24
55	7	219	Alastair Clifford	GBR	41:48	1:30	1:04:01	1:56	23:20	2:12:34
56	7	296	Owen Barron	IRL	40:27	1:31	1:08:56	1:54	19:55	2:12:42
57	8	293	Kevin Sexton	GBR	42:21	1:22	1:06:56	1:48	20:37	2:13:02
58	8	220	Aly Hadfield	GBR	41:20	1:30	1:08:26	1:52	19:57	2:13:03
59	1	301	David Dyer	GBR	42:49	1:39	1:06:39	2:03	20:34	2:13:43
60	9	259	Kalman Albert	ROU	40:11	1:51	1:09:16	2:19	20:22	2:13:58
61	2	312	Rob Pearson	GBR	44:00	1:48	1:06:10	2:17	22:15	2:16:28
62	10	268	Ian Micklethwaite	GBR	41:10	1:35	1:11:04	1:57	20:55	2:16:40
63	9	289	Adrian Feasby	GBR	43:58	1:49	1:07:56	2:02	21:29	2:17:12
64	12	239	Clive Smith	GBR	42:34	2:21	1:07:41	2:42	22:15	2:17:32
65	2	304	Ian Hunt	GBR	44:03	1:55	1:07:38	2:08	21:58	2:17:39
66	3	307	Štefan Buzeti	SLO	43:08	2:00	1:09:43	2:17	21:35	2:18:41
67	10	294	Carl Ward	GBR	45:05	1:34	1:08:06	1:55	22:35	2:19:13
68	7	278	Andy Biggs	GBR	44:27	1:32	1:08:23	2:14	22:43	2:19:18
69	11	292	John Robb	GBR	47:31	1:47	1:04:56	2:06	23:31	2:19:49
70	3	305	David Kemp	GBR	45:25	1:53	1:11:44	2:27	22:18	2:23:45
71	13	240	Alex Witty	GBR	44:11	1:28	1:13:51	1:55	23:47	2:25:10
72	3	212	Alex Thomson	GBR	45:59	2:17	1:07:56	2:42	26:36	2:25:28
73	12	288	Neil Dooley	GBR	48:39	1:52	1:09:37	2:17	24:06	2:26:30
74	8	273	Ovidiu Dimbean	ROU	42:58	2:23	1:15:36	3:24	23:07	2:27:26
75	4	315	Paolo Bartolozzi	ITA	48:15	1:49	1:11:26	2:08	24:10	2:27:45
76	1	318	Ashley Robinson	GBR	47:56	2:05	1:12:37	2:27	22:47	2:27:50
77	2	317	Mick Anglim	GBR	49:19	1:23	1:10:47	1:58	24:44	2:28:09
78	11	255	Jánosi Balázs	HUN	48:55	2:14	1:13:13	2:36	22:47	2:29:43
79	5	313	Steven Rue	GBR	50:31	1:23	1:12:33	2:12	23:53	2:30:30
80	1	201	Dumitrel Safca	ROU	43:09	1:40	1:20:06	2:24	25:13	2:32:30
81	1	380	Silviu Rus	ROU	43:13	2:49	1:20:12	3:02	23:48	2:33:02
82	4	303	Paul Hopkinson	GBR	47:44	1:51	1:17:19	2:10	24:55	2:33:58
83	6	309	John Godfrey	GBR	50:00	1:52	1:17:30	2:31	29:01	2:40:52
84	14	229	Gabriel Oprescu	ROU	49:24	2:31	1:20:06	3:27	27:31	2:42:58
85	3	320	Keith Walker	GBR	56:24	2:15	1:16:30	2:38	27:35	2:45:20
86	9	275	Marius Cristian Olar Pop	ROU	48:21	4:03	1:22:42	5:03	25:41	2:45:49
87	1	322	Vernon Thomas	GBR	59:57	2:05	1:15:28	2:31	28:45	2:48:44
88	1	323	Reinhold Wolter	GER	1:18:04	3:42	1:45:08	4:32	44:43	3:56:08
		277	Tim Baggs	GBR	40:28	1:35	—	—	—	—
		243	Flaviu-Octavian Cioara	ROU	41:57	1:49	—	—	—	—
		262	Mark Thomson	SUI	34:45	1:19	56:03	2:34	17:31	1:52:10
		319	David Taylor	GBR	52:50	2:05	1:00:41	3:05	26:16	2:24:54