



IRONMAN 70.3 TURKEY

Kategóriánkénti eredménylista

Női 18-24

| Kat.h. | Rsz | Név | Nemzet. | Swim | T1 | Bike | T2 | Run | Cél idő |
|--------|-----|---------------|---|-------|------|---------|------|---------|----------------|
| 1 | 481 | İpek Öztosun | TUR  | 28:03 | 4:21 | 2:29:40 | 2:18 | 1:31:26 | 4:35:47 |
| 2 | 328 | Sarah Nielsen | DEN  | 45:00 | 4:41 | 2:58:18 | 3:43 | 2:03:37 | 5:55:18 |

IRONMAN 70.3 TURKEY

Kategóriánkénti eredménylista

Női 25-29

| Kat.h. | Rsz | Név | Nemzet. | Swim | T1 | Bike | T2 | Run | Cél idő |
|--------|-----|-------------------------------|---|-------|------|---------|------|---------|----------------|
| 1 | 213 | Saskia Käs | GER  | 26:28 | 3:23 | 2:30:06 | 2:05 | 1:33:23 | 4:35:24 |
| 2 | 140 | Sera Sayar | TUR  | 28:16 | 4:21 | 2:28:04 | 2:34 | 1:38:37 | 4:41:49 |
| 3 | 335 | Roksolana Ishchuk | RUS  | 30:10 | 3:19 | 2:29:16 | 2:04 | 1:38:12 | 4:42:59 |
| 4 | 331 | Daria Chunareva | RUS  | 34:38 | 3:35 | 2:26:24 | 2:03 | 1:36:39 | 4:43:17 |
| 5 | 139 | Polina Razbitskaya | RUS  | 29:00 | 3:18 | 2:28:49 | 1:54 | 1:42:19 | 4:45:19 |
| 6 | 330 | Natalia Bokhonova | RUS  | 38:55 | 4:09 | 2:44:33 | 2:20 | 1:42:23 | 5:12:18 |
| 7 | 341 | Elena Murakhovskaya | RUS  | 39:02 | 4:39 | 2:47:52 | 3:17 | 1:39:59 | 5:14:48 |
| 8 | 340 | Tina Lainer, Ma Msc. | AUT  | 35:53 | 5:30 | 2:39:06 | 3:11 | 1:51:39 | 5:15:17 |
| 9 | 332 | Irina Gudkova | RUS  | 33:59 | 4:56 | 2:46:50 | 4:46 | 1:50:16 | 5:20:45 |
| 10 | 337 | Sanni Karhu | FIN  | 35:36 | 4:28 | 2:47:02 | 2:54 | 1:55:31 | 5:25:30 |
| 11 | 138 | Cathrine Olsen | DEN  | 34:10 | 6:10 | 2:35:49 | 2:57 | 2:11:09 | 5:30:13 |
| 12 | 346 | İtir Uysal | TUR  | 37:41 | 5:19 | 2:52:18 | 6:05 | 1:52:39 | 5:34:00 |
| 13 | 350 | Marsha Yecla | PHI  | 44:21 | 5:58 | 2:42:04 | 5:33 | 1:56:42 | 5:34:36 |
| 14 | 329 | Angelina Biriukova | UKR  | 41:26 | 5:30 | 2:54:58 | 2:57 | 1:55:14 | 5:40:04 |
| 15 | 342 | Ece Öncü | TUR  | 44:51 | 7:03 | 3:00:25 | 3:08 | 1:58:34 | 5:54:00 |
| 16 | 344 | Sevgi Ceyda Sairoglu Sezginer | TUR  | 41:58 | 7:02 | 3:05:42 | 4:38 | 1:59:29 | 5:58:47 |
| 17 | 333 | Aya Hallouda | EGY  | 36:25 | 6:09 | 3:11:45 | 4:08 | 2:11:33 | 6:09:58 |
| 18 | 334 | Ekaterina Inina-Ponurovskaya | RUS  | 39:29 | 6:49 | 2:59:28 | 5:03 | 2:22:38 | 6:13:26 |
| 19 | 336 | Sophie James | GBR  | 43:48 | 6:35 | 3:05:31 | 5:25 | 2:13:50 | 6:15:08 |
| 20 | 343 | Annie Riley | GBR  | 32:53 | 4:31 | 3:29:46 | 3:05 | 2:12:48 | 6:23:01 |
| 21 | 347 | Öykü Valunya | TUR  | 42:39 | 6:44 | 3:13:55 | 4:47 | 2:15:54 | 6:23:57 |
| 22 | 339 | Loren-Lee Koliadis | RSA  | 41:56 | 5:52 | 3:23:05 | 5:57 | 2:09:50 | 6:26:38 |
| 23 | 212 | Donna Christie Alfafara | PHI  | 46:31 | 5:19 | 3:07:51 | 4:43 | 2:25:44 | 6:30:07 |
| | 349 | Selina Wank | GER  | 37:19 | 5:43 | 3:09:37 | - | - | - |

IRONMAN 70.3 TURKEY

Kategóriánkénti eredménylista

Női 30-34

| Kat.h. | Rsz | Név | Nemzet. | Swim | T1 | Bike | T2 | Run | Cél idő |
|--------|-----|----------------------|---|---------|-------|---------|------|---------|----------------|
| 1 | 101 | Inna Tutukina | RUS  | 26:37 | 2:38 | 2:22:56 | 1:49 | 1:31:02 | 4:24:59 |
| 2 | 355 | Petra Bolzli | SUI  | 32:20 | 4:05 | 2:25:03 | 2:55 | 1:44:16 | 4:48:37 |
| 3 | 360 | Dorien Heylen | BEL  | 33:03 | 3:49 | 2:31:41 | 2:30 | 1:39:26 | 4:50:26 |
| 4 | 489 | Anja Renner | GER  | 33:19 | 6:25 | 2:25:33 | 3:04 | 1:42:16 | 4:50:36 |
| 5 | 359 | Silvana Heimgartner | SUI  | 37:49 | 4:41 | 2:26:08 | 2:53 | 1:41:31 | 4:53:00 |
| 6 | 369 | Nicole Pelin | SWE  | 38:04 | 3:44 | 2:36:16 | 2:22 | 1:33:12 | 4:53:36 |
| 7 | 497 | Shirin Gerami | IRI  | 32:52 | 4:05 | 2:30:04 | 3:53 | 1:44:44 | 4:55:36 |
| 8 | 278 | Liubov Korovina | RUS  | 35:33 | 3:58 | 2:39:43 | 2:10 | 1:40:47 | 5:02:09 |
| 9 | 498 | Saltanat Kazybayeva | KAZ  | 38:23 | 4:13 | 2:36:11 | 2:39 | 1:42:38 | 5:04:02 |
| 10 | 141 | Marlena Polec | POL  | 39:00 | 4:55 | 2:33:28 | 2:40 | 1:45:51 | 5:05:51 |
| 11 | 377 | Elena Tovstik | RUS  | 40:56 | 4:55 | 2:26:24 | 4:43 | 1:51:28 | 5:08:24 |
| 12 | 384 | Viktorii Ziabkina | RUS  | 35:52 | 4:25 | 2:42:09 | 4:49 | 1:42:35 | 5:09:48 |
| 13 | 363 | Ekaterina Kiryukhina | RUS  | 45:35 | 4:51 | 2:40:24 | 2:15 | 1:42:40 | 5:15:43 |
| 14 | 361 | Merve Kaynar | TUR  | 29:50 | 5:12 | 2:45:33 | 3:21 | 1:54:02 | 5:17:56 |
| 15 | 487 | Dorothee Meur | BEL  | 33:37 | 4:51 | 3:02:39 | 3:05 | 1:35:47 | 5:19:59 |
| 16 | 496 | Eulogy van Dyk | RSA  | 37:19 | 4:03 | 2:47:07 | 2:41 | 1:51:24 | 5:22:32 |
| 17 | 356 | Polina Cachovskaja | LTU  | 41:22 | 5:27 | 2:46:51 | 2:47 | 1:46:47 | 5:23:13 |
| 18 | 376 | Gamze Toka | TUR  | 37:09 | 6:10 | 2:51:55 | 5:21 | 1:48:32 | 5:29:05 |
| 19 | 485 | Virginie Arslan | FRA  | 37:01 | 6:06 | 3:01:07 | 3:13 | 1:46:00 | 5:33:26 |
| 20 | 378 | Anastasia Uarova | RUS  | 40:42 | 5:16 | 2:55:17 | 4:05 | 1:51:18 | 5:36:36 |
| 21 | 370 | Tatiana Pospelova | RUS  | 37:47 | 5:23 | 3:00:21 | 4:31 | 1:52:44 | 5:40:44 |
| 22 | 372 | Milda Smitaite | LTU  | 41:07 | 5:33 | 3:01:48 | 6:29 | 1:58:13 | 5:53:08 |
| 23 | 215 | Patricia Franke | GER  | 42:02 | 6:48 | 2:49:01 | 5:11 | 2:10:44 | 5:53:45 |
| 24 | 381 | Carla Van Rensburg | RSA  | 47:37 | 7:03 | 3:01:16 | 4:52 | 1:54:58 | 5:55:44 |
| 25 | 379 | Melda Ünal | TUR  | 46:48 | 7:13 | 2:57:25 | 5:04 | 2:05:43 | 6:02:11 |
| 26 | 358 | Ayla Gökmen | TUR  | 46:09 | 9:05 | 3:07:26 | 5:38 | 2:06:46 | 6:15:02 |
| 27 | 353 | Elena Balashova | RUS  | 48:15 | 6:06 | 3:08:29 | 7:32 | 2:10:27 | 6:20:48 |
| 28 | 365 | Inna Malchyk | UKR  | 40:54 | 5:18 | 3:45:07 | 4:51 | 1:56:04 | 6:32:12 |
| 29 | 375 | Alexandra State | ROU  | 52:21 | 5:53 | 3:09:21 | 3:57 | 2:24:46 | 6:36:16 |
| 30 | 368 | Elena Panteleeva | RUS  | 51:08 | 6:06 | 3:26:32 | 5:52 | 2:08:43 | 6:38:20 |
| 31 | 371 | Leyla Punar | TUR  | 50:26 | 6:19 | 3:17:45 | 4:36 | 2:19:34 | 6:38:39 |
| 32 | 383 | Lale Yildiz | TUR  | 53:46 | 9:33 | 3:36:03 | 5:47 | 2:29:11 | 7:14:19 |
| 33 | 374 | Nadezhda Starostina | RUS  | 57:00 | 8:16 | 3:34:56 | 9:46 | 2:31:34 | 7:21:30 |
| 34 | 362 | Rüveyda Kerçin | TUR  | 1:02:51 | 6:15 | 3:12:03 | 8:18 | 2:56:36 | 7:26:01 |
| 35 | 357 | Maria Erunova | RUS  | 56:58 | 10:48 | 3:50:44 | 4:34 | 2:26:21 | 7:29:23 |
| 36 | 366 | Tatiana Mukhamedova | RUS  | 45:47 | 7:19 | 3:43:18 | 8:09 | 2:51:21 | 7:35:52 |
| | 373 | Özlem Soydaş | TUR  | 50:33 | 6:21 | 1:57:04 | — | — | — |

IRONMAN 70.3 TURKEY

Kategóriánkénti eredménylista

Női 35-39

| Kat.h. | Rsz | Név | Nemzet. | Swim | T1 | Bike | T2 | Run | Cél idő |
|--------|-----|--------------------------|---------|---------|-------|---------|-------|---------|----------------|
| 1 | 103 | Oriana Heer | SUI | 33:35 | 3:32 | 2:18:50 | 1:51 | 1:34:38 | 4:32:24 |
| 2 | 102 | Chantal Hager | SUI | 32:37 | 4:07 | 2:25:55 | 2:14 | 1:37:50 | 4:42:40 |
| 3 | 218 | Suzanne Matonti | GBR | 37:16 | 4:26 | 2:31:59 | 3:39 | 1:29:53 | 4:47:11 |
| 4 | 143 | Stefanie Lefevre | BEL | 32:06 | 3:19 | 2:32:27 | 2:43 | 1:36:46 | 4:47:19 |
| 5 | 300 | Magdalena Warzybok | POL | 35:29 | 3:51 | 2:26:51 | 2:34 | 1:43:32 | 4:52:14 |
| 6 | 412 | Ceri Ruzzi | GBR | 33:18 | 4:49 | 2:28:58 | 2:59 | 1:46:27 | 4:56:29 |
| 7 | 142 | Maija Hovila | FIN | 40:32 | 4:23 | 2:25:36 | 1:53 | 1:45:40 | 4:58:02 |
| 8 | 420 | Jeannine Zenker | GER | 34:43 | 4:44 | 2:26:12 | 2:38 | 1:52:46 | 5:01:00 |
| 9 | 403 | Elmira Mamleeva | RUS | 40:11 | 4:46 | 2:37:51 | 3:02 | 1:38:34 | 5:04:22 |
| 10 | 406 | Melanie Matheis | GER | 41:01 | 4:14 | 2:36:16 | 1:59 | 1:47:01 | 5:10:29 |
| 11 | 397 | Julia Hess | AUT | 35:35 | 6:44 | 2:33:51 | 3:10 | 1:52:17 | 5:11:34 |
| 12 | 488 | Begüm Özüekren Kasapoğlu | TUR | 31:11 | 4:34 | 2:47:50 | 2:29 | 1:48:02 | 5:14:05 |
| 13 | 220 | Alexandra Voskresenskaya | RUS | 36:02 | 4:23 | 2:52:08 | 2:54 | 1:47:55 | 5:23:19 |
| 14 | 499 | Vera Kolechkina | RUS | 40:08 | 5:13 | 2:57:55 | 3:57 | 1:36:22 | 5:23:34 |
| 15 | 219 | Marolien Schmidt | RSA | 38:28 | 6:03 | 2:40:50 | 3:30 | 1:55:22 | 5:24:10 |
| 16 | 495 | TUĞBA YAZICIOĞLU ERGİN | TUR | 36:41 | 5:07 | 2:38:13 | 2:30 | 2:05:17 | 5:27:46 |
| 17 | 409 | Elena Novoselova | RUS | 45:05 | 4:33 | 2:39:04 | 3:31 | 1:57:53 | 5:30:04 |
| 18 | 388 | Julia Belousova | RUS | 47:40 | 4:47 | 2:50:38 | 4:02 | 1:44:36 | 5:31:41 |
| 19 | 391 | Alice Burch | GBR | 47:10 | 5:23 | 2:58:56 | 2:56 | 1:40:55 | 5:35:18 |
| 20 | 411 | Yelena Petrova | LAT | 40:31 | 6:15 | 2:45:30 | 3:18 | 2:00:27 | 5:36:00 |
| 21 | 410 | Ferda Pamuk | TUR | 37:29 | 6:03 | 2:52:28 | 4:11 | 2:00:03 | 5:40:12 |
| 22 | 386 | Nadia Babay | TUN | 45:35 | 6:32 | 2:53:06 | 4:37 | 1:55:46 | 5:45:34 |
| 23 | 400 | Megan Johnson | USA | 38:14 | 5:29 | 2:51:16 | 5:11 | 2:08:51 | 5:48:59 |
| 24 | 385 | Ceren Angılı | TUR | 40:13 | 5:35 | 2:55:28 | 3:19 | 2:04:43 | 5:49:17 |
| 25 | 416 | Gülşen Tokaç | TUR | 53:27 | 7:05 | 2:53:57 | 4:00 | 1:51:17 | 5:49:44 |
| 26 | 419 | Saliha Yüksel | TUR | 52:01 | 6:51 | 2:55:47 | 3:26 | 1:52:00 | 5:50:03 |
| 27 | 418 | Virag Marica | HUN | 44:59 | 6:25 | 2:53:21 | 3:42 | 2:03:32 | 5:51:57 |
| 28 | 404 | Mie Leth Mark Warberg | DEN | 50:24 | 4:54 | 2:43:56 | 3:23 | 2:09:57 | 5:52:33 |
| 29 | 395 | Sonja Großmann | GER | 51:44 | 6:02 | 2:52:37 | 5:01 | 1:57:39 | 5:53:02 |
| 30 | 401 | Aida Koshabayeva | KAZ | 43:30 | 5:20 | 3:01:50 | 5:18 | 1:57:17 | 5:53:14 |
| 31 | 414 | Siobhan Stotter | RSA | 38:44 | 5:34 | 2:49:36 | 3:06 | 2:21:11 | 5:58:10 |
| 32 | 398 | Heather Holt | GBR | 35:19 | 7:43 | 2:58:23 | 6:30 | 2:14:45 | 6:02:37 |
| 33 | 393 | Olga Ganyushkina | RUS | 49:49 | 6:29 | 2:54:48 | 3:17 | 2:09:22 | 6:03:43 |
| 34 | 402 | Jalna Mackintosh | AUS | 49:13 | 6:13 | 3:14:19 | 6:57 | 1:47:34 | 6:04:15 |
| 35 | 407 | Nevsin Mengu | TUR | 49:48 | 7:06 | 3:11:07 | 3:40 | 2:03:34 | 6:15:14 |
| 36 | 405 | Olga Martynova | RUS | 44:48 | 8:30 | 2:57:44 | 6:56 | 2:18:53 | 6:16:50 |
| 37 | 394 | Michelle Grainger | GBR | 47:59 | 7:15 | 3:14:06 | 5:11 | 2:04:32 | 6:19:01 |
| 38 | 399 | Sabah Hurstel | LIB | 40:00 | 6:24 | 3:00:50 | 6:39 | 2:25:29 | 6:19:19 |
| 39 | 491 | Maryna Lukianova | UKR | 49:45 | 6:28 | 3:10:28 | 3:28 | 2:12:10 | 6:22:17 |
| 40 | 415 | Çiğdem Teker | TUR | 40:04 | 7:49 | 3:12:23 | 8:10 | 2:20:42 | 6:29:05 |
| 41 | 396 | Louna Grove-Du Plessis | RSA | 54:00 | 8:29 | 3:10:24 | 6:31 | 2:25:33 | 6:44:55 |
| 42 | 417 | Yulia Urozhaeva | RUS | 47:12 | 7:15 | 3:27:45 | 7:54 | 2:14:56 | 6:45:00 |
| 43 | 389 | Gozde Berber Özbalaban | TUR | 45:12 | 8:18 | 3:31:05 | 7:37 | 2:14:45 | 6:46:54 |
| 44 | 387 | Acelya Basbug Erten | TUR | 52:29 | 7:33 | 3:20:22 | 5:22 | 2:30:13 | 6:55:58 |
| 45 | 392 | Ivana Burkonova | SVK | 54:59 | 12:27 | 3:37:06 | 11:00 | 2:09:18 | 7:04:49 |
| 46 | 413 | Burcu Sönmez | TUR | 1:04:49 | 5:03 | 3:31:47 | 5:29 | 2:29:36 | 7:16:42 |
| 47 | 408 | Dumisile Mthlane | RSA | 1:04:28 | 8:43 | 3:37:26 | 4:38 | 2:50:43 | 7:45:57 |
| 48 | 492 | Natalia Ionova | RUS | 55:43 | 15:10 | 3:37:10 | 8:01 | 2:53:08 | 7:49:10 |

IRONMAN 70.3 TURKEY

Kategóriánkénti eredménylista





















Női 40-44

| Kat.h. | Rsz | Név | Nemzet. | Swim | T1 | Bike | T2 | Run | Cél idő |
|--------|-----|----------------------|---------|---------|------|---------|-------|---------|----------------|
| 1 | 484 | Wendy Casterton | GBR | 29:31 | 3:14 | 2:28:52 | 3:27 | 1:34:55 | 4:39:56 |
| 2 | 429 | Petra Jirankova | CZE | 32:56 | 3:47 | 2:24:41 | 2:11 | 1:40:34 | 4:44:07 |
| 3 | 104 | Chantal Künzli | SUI | 34:00 | 4:04 | 2:24:48 | 1:56 | 1:44:07 | 4:48:53 |
| 4 | 146 | Louise Parr | GBR | 31:50 | 4:05 | 2:34:35 | 3:14 | 1:40:42 | 4:54:24 |
| 5 | 501 | Anna Wretling | SWE | 35:42 | 4:41 | 2:32:58 | 2:30 | 1:39:53 | 4:55:42 |
| 6 | 423 | Elitsa Danailov | BUL | 35:25 | 3:52 | 2:37:41 | 2:04 | 1:40:41 | 4:59:42 |
| 7 | 500 | Radka Falge | CZE | 34:40 | 4:27 | 2:37:47 | 3:43 | 1:39:46 | 5:00:21 |
| 8 | 145 | Ines Kneubühler Aim | SUI | 38:38 | 4:44 | 2:36:03 | 2:42 | 1:39:27 | 5:01:31 |
| 9 | 221 | Natalia Borisova | RUS | 39:53 | 4:07 | 2:29:24 | 3:22 | 1:47:06 | 5:03:50 |
| 10 | 424 | Annelies De Blauwe | BEL | 45:14 | 5:02 | 2:25:14 | 3:27 | 1:46:34 | 5:05:29 |
| 11 | 223 | Pouline Wagtberg | DEN | 41:05 | 5:37 | 2:31:35 | 4:24 | 1:54:25 | 5:17:04 |
| 12 | 447 | Iryna Vasilevskaya | UKR | 40:18 | 4:31 | 2:29:07 | 2:20 | 2:03:03 | 5:19:18 |
| 13 | 222 | Carole Muller | FRA | 36:10 | 4:49 | 2:44:41 | 3:57 | 1:53:22 | 5:22:57 |
| 14 | 435 | Marina Letaeva | RUS | 38:44 | 4:40 | 2:41:06 | 3:02 | 1:55:49 | 5:23:20 |
| 15 | 433 | Nicole Kiser | SUI | 41:01 | 6:07 | 2:42:25 | 6:10 | 1:48:28 | 5:24:10 |
| 16 | 438 | Agnieszka Miasik | POL | 42:50 | 5:32 | 2:40:22 | 4:52 | 1:53:42 | 5:27:16 |
| 17 | 483 | Vesile yilmaz Anatca | TUR | 43:30 | 6:57 | 2:51:29 | 3:46 | 1:41:47 | 5:27:26 |
| 18 | 440 | Mailis Orakoski | FIN | 38:50 | 6:08 | 2:39:43 | 3:12 | 2:05:08 | 5:32:58 |
| 19 | 428 | Anna Ivanova | RUS | 44:04 | 6:15 | 2:51:06 | 3:09 | 1:48:33 | 5:33:05 |
| 20 | 425 | Eva Maria Firat | AUT | 44:54 | 6:23 | 2:52:15 | 5:13 | 1:46:56 | 5:35:40 |
| 21 | 494 | Ludmila Karpanova | UKR | 41:48 | 6:05 | 2:43:47 | 2:56 | 2:02:52 | 5:37:26 |
| 22 | 144 | Pia Bonde | DEN | 39:15 | 6:09 | 2:46:15 | 3:51 | 2:07:06 | 5:42:34 |
| 23 | 422 | Natalia Ciftci | RUS | 41:28 | 5:25 | 3:07:35 | 4:53 | 1:46:06 | 5:45:25 |
| 24 | 439 | Ayşegül Miroğlu | TUR | 43:08 | 6:07 | 3:01:22 | 4:05 | 2:03:24 | 5:58:03 |
| 25 | 490 | Nevra SELİŞİK | TUR | 39:20 | 5:06 | 2:58:40 | 3:50 | 2:11:51 | 5:58:44 |
| 26 | 449 | Tania Welthagen | RSA | 46:50 | 7:58 | 2:57:08 | 6:04 | 2:09:08 | 6:07:06 |
| 27 | 427 | Monika Iskra | POL | 42:42 | 7:00 | 2:58:19 | 6:34 | 2:14:55 | 6:09:28 |
| 28 | 434 | Mira Kyttala | FIN | 47:05 | 6:46 | 2:56:10 | 8:47 | 2:15:02 | 6:13:49 |
| 29 | 432 | Olga Kirillova | RUS | 44:44 | 9:35 | 3:12:32 | 7:49 | 2:01:07 | 6:15:44 |
| 30 | 446 | Veerle Turrekens | BEL | 49:50 | 7:21 | 2:55:48 | 10:37 | 2:15:43 | 6:19:18 |
| 31 | 445 | Liz Sullivan | GBR | 49:43 | 8:38 | 3:06:13 | 8:23 | 2:15:35 | 6:28:30 |
| 32 | 443 | Zerrin Selen | GBR | 49:39 | 9:35 | 3:22:11 | 5:27 | 2:15:49 | 6:42:39 |
| 33 | 430 | Çiğdem Kalaycıoğlu | TUR | 46:12 | 9:52 | 3:20:43 | 7:46 | 2:19:26 | 6:43:57 |
| 34 | 421 | Rochelle Buyugawan | PHI | 1:00:53 | 7:45 | 3:11:47 | 4:14 | 2:22:39 | 6:47:16 |
| 35 | 431 | Ekaterina Kichigina | RUS | 47:50 | 8:09 | 3:36:14 | 9:17 | 2:18:27 | 6:59:55 |
| | 442 | Katrin Rodies | GER | 36:35 | 4:38 | 2:31:56 | 3:10 | - | - |

IRONMAN 70.3 TURKEY

Kategóriánkénti eredménylista



Női 45-49

| Kat.h. | Rsz | Név | Nemzet. | Swim | T1 | Bike | T2 | Run | Cél idő |
|--------|-----|--------------------------|---|-------|-------|---------|------|---------|----------------|
| 1 | 461 | Wendy Rene Mader | USA  | 27:59 | 4:15 | 2:28:58 | 2:24 | 1:34:27 | 4:38:02 |
| 2 | 465 | Magali Reymonetq | FRA  | 40:49 | 4:47 | 2:35:09 | 2:13 | 1:33:40 | 4:56:35 |
| 3 | 106 | Eleonora Semenovskaya | RUS  | 37:41 | 3:35 | 2:34:21 | 2:42 | 1:39:30 | 4:57:47 |
| 4 | 452 | Rachel Bown | GBR  | 34:46 | 5:03 | 2:33:49 | 2:14 | 1:48:16 | 5:04:06 |
| 5 | 319 | Bikof Maria | GRE  | 32:25 | 4:48 | 2:44:41 | 3:06 | 1:53:42 | 5:18:40 |
| 6 | 458 | Elin Jacobsen | NOR  | 39:39 | 5:55 | 2:45:33 | 4:48 | 1:49:37 | 5:25:29 |
| 7 | 450 | Ruby Altmann | CAN  | 41:07 | 7:21 | 2:52:48 | 5:05 | 1:40:48 | 5:27:06 |
| 8 | 466 | Marina Shiianova | RUS  | 41:15 | 5:31 | 2:43:32 | 4:25 | 1:59:25 | 5:34:05 |
| 9 | 468 | Kirsten Vasey | AUS  | 36:38 | 4:54 | 2:43:12 | 2:32 | 2:06:57 | 5:34:10 |
| 10 | 224 | Elfira Dudnik | KAZ  | 39:33 | 6:56 | 2:49:04 | 3:28 | 1:56:44 | 5:35:45 |
| 11 | 451 | Aydan Asar | GER  | 38:14 | 7:34 | 2:59:08 | 5:14 | 1:50:27 | 5:40:35 |
| 12 | 459 | Jennifer Jones | GBR  | 39:14 | 4:55 | 2:59:38 | 5:22 | 2:03:57 | 5:53:04 |
| 13 | 463 | Veronica Nordbrandt | SWE  | 41:21 | 5:46 | 2:53:41 | 9:11 | 2:15:10 | 6:05:08 |
| 14 | 462 | Mildred Niemand | RSA  | 34:37 | 9:41 | 3:07:12 | 7:24 | 2:07:41 | 6:06:34 |
| 15 | 453 | Louise Catherine Burrell | GBR  | 42:09 | 6:26 | 2:58:09 | 6:53 | 2:25:29 | 6:19:03 |
| 16 | 464 | Pınar Pöhrenk | TUR  | 45:41 | 9:52 | 3:13:32 | 5:52 | 2:13:59 | 6:28:54 |
| 17 | 467 | Jeanette Stenquist | SWE  | 52:34 | 11:16 | 3:25:38 | 7:14 | 2:22:49 | 6:59:29 |
| 18 | 457 | Noreen Hussaini | MAS  | 50:30 | 13:04 | 3:18:55 | 9:50 | 3:11:04 | 7:43:22 |
| | 456 | Jale Gürlüler | TUR  | 48:54 | 10:24 | 3:32:55 | 8:08 | 2:48:28 | 7:28:48 |
| | 460 | Ljudmila Lekander | FIN  | 49:36 | 7:06 | 3:00:46 | 7:14 | 1:52:04 | 5:56:44 |

IRONMAN 70.3 TURKEY

Kategóriánkénti eredménylista

Női 50-54

| Kat.h. | Rsz | Név | Nemzet. | Swim | T1 | Bike | T2 | Run | Cél idő |
|--------|-----|-----------------------|---|-------|------|---------|------|---------|----------------|
| 1 | 225 | Petra Krallmann-Brüll | GER  | 31:27 | 4:20 | 2:22:45 | 3:04 | 1:43:49 | 4:45:24 |
| 2 | 148 | Doerte Siebke | GER  | 34:37 | 3:54 | 2:25:01 | 2:39 | 1:46:57 | 4:53:07 |
| 3 | 107 | Alison Buckley | GBR  | 36:34 | 4:22 | 2:28:37 | 3:31 | 1:46:54 | 4:59:55 |
| 4 | 472 | Carola Schot | NED  | 38:23 | 4:32 | 2:40:29 | 2:32 | 1:38:57 | 5:04:51 |
| 5 | 470 | Jeannette Brunner | GER  | 38:37 | 6:16 | 2:41:07 | 3:40 | 1:48:10 | 5:17:48 |
| 6 | 482 | Olga Stolbtsova | RUS  | 47:46 | 5:55 | 2:45:16 | 3:28 | 1:58:24 | 5:40:46 |
| 7 | 469 | Deborah Brant | GBR  | 42:21 | 7:02 | 2:53:44 | 5:59 | 2:15:42 | 6:04:45 |

IRONMAN 70.3 TURKEY

Kategóriánkénti eredménylista




Női 55-59

| Kat.h. | Rsz | Név | Nemzet. | Swim | T1 | Bike | T2 | Run | Cél idő |
|--------|-----|-----------------------|---|-------|------|---------|------|---------|----------------|
| 1 | 149 | Sabina Fenner | SUI  | 34:10 | 6:14 | 2:41:20 | 4:47 | 1:52:01 | 5:18:32 |
| 2 | 493 | martine HOFER | FRA  | 38:24 | 5:54 | 2:45:47 | 3:12 | 2:05:32 | 5:38:47 |
| 3 | 476 | Caroline Van Aartrijk | QAT  | 34:15 | 5:11 | 2:56:24 | 3:14 | 2:17:38 | 5:56:39 |
| 4 | 475 | Cennet Teker | TUR  | 49:55 | 9:24 | 3:12:33 | 7:38 | 2:24:14 | 6:43:41 |
| 5 | 474 | Fiona Geldard | GBR  | 52:47 | 7:15 | 3:09:16 | 8:10 | 2:28:31 | 6:45:58 |

IRONMAN 70.3 TURKEY

Kategóriánkénti eredménylista


Női 60-64

| Kat.h. | Rsz | Név | Nemzet. | Swim | T1 | Bike | T2 | Run | Cél idő |
|--------|-----|------------------|---|-------|------|---------|------|---------|----------------|
| 1 | 477 | Ingrid De Boer | BEL  | 37:06 | 4:46 | 2:52:17 | 3:21 | 1:59:04 | 5:36:33 |
| 2 | 478 | Elisabeth Dunlop | GBR  | 35:24 | 5:16 | 2:49:33 | 4:05 | 2:05:49 | 5:40:04 |
| 3 | 479 | Nermin Fenmen | TUR  | 59:35 | 8:46 | 3:24:51 | 6:39 | 2:48:05 | 7:27:53 |

IRONMAN 70.3 TURKEY

Kategóriánkénti eredménylista

Férfi 18-24

| Kat.h. | Rsz | Név | Nemzet. | Swim | T1 | Bike | T2 | Run | Cél idő |
|--------|------|-------------------------|---|-------|-------|---------|------|---------|----------------|
| 1 | 543 | Nikolics Zorán | HUN  | 29:00 | 3:18 | 2:07:29 | 1:34 | 1:34:05 | 4:15:23 |
| 2 | 547 | Tristan Pawlak | FRA  | 30:34 | 3:10 | 2:13:56 | 2:04 | 1:26:53 | 4:16:34 |
| 3 | 541 | Killian Michiels | BEL  | 34:04 | 3:13 | 2:07:05 | 2:34 | 1:31:20 | 4:18:13 |
| 4 | 532 | Jari De Jaegere | BEL  | 28:56 | 4:16 | 2:23:31 | 2:44 | 1:23:27 | 4:22:51 |
| 5 | 530 | Remi Ardiet | FRA  | 28:27 | 5:48 | 2:16:40 | 1:57 | 1:31:44 | 4:24:34 |
| 6 | 537 | Marius Karlsen | NOR  | 31:20 | 4:29 | 2:15:57 | 1:53 | 1:31:54 | 4:25:31 |
| 7 | 546 | Aivaz Omorkanov | KGZ  | 30:21 | 3:53 | 2:16:04 | 2:12 | 1:34:36 | 4:27:04 |
| 8 | 550 | Daniel Ruet | FRA  | 30:04 | 3:28 | 2:25:06 | 1:47 | 1:26:54 | 4:27:17 |
| 9 | 540 | Siebe Meeus | BEL  | 33:28 | 3:16 | 2:21:52 | 2:03 | 1:27:48 | 4:28:26 |
| 10 | 539 | Pavlo Liahushyn | UKR  | 28:28 | 3:22 | 2:18:53 | 2:34 | 1:39:31 | 4:32:46 |
| 11 | 528 | Caner Algün | TUR  | 28:45 | 3:15 | 2:24:56 | 1:44 | 1:35:12 | 4:33:50 |
| 12 | 534 | Hansen Magni Jóhansson | | 33:12 | 3:43 | 2:22:48 | 2:08 | 1:32:03 | 4:33:53 |
| 13 | 1379 | Evgeny Tulupov | RUS  | 33:00 | 4:01 | 2:22:40 | 2:16 | 1:37:34 | 4:39:29 |
| 14 | 556 | Nathan Wilson | GBR  | 28:50 | 4:04 | 2:25:21 | 2:18 | 1:40:59 | 4:41:31 |
| 15 | 549 | Nick Roper | GBR  | 35:01 | 4:29 | 2:33:57 | 2:18 | 1:26:20 | 4:42:03 |
| 16 | 1394 | Jonatan Hugemark | SWE  | 30:37 | 3:43 | 2:18:46 | 2:22 | 1:50:03 | 4:45:30 |
| 17 | 544 | Alexander Normann Olsen | DEN  | 36:13 | 7:16 | 2:15:16 | 4:13 | 1:45:01 | 4:47:58 |
| 18 | 553 | Artem Tsimbal | RUS  | 25:08 | 3:49 | 2:33:51 | 1:41 | 1:43:59 | 4:48:26 |
| 19 | 557 | Berat Çağrı Yücel | TUR  | 38:13 | 4:44 | 2:21:55 | 3:01 | 1:40:39 | 4:48:31 |
| 20 | 555 | Adrian Endre Westgård | NOR  | 29:40 | 3:12 | 2:12:19 | 1:52 | 2:09:30 | 4:56:32 |
| 21 | 552 | Denis Skibinskii | RUS  | 34:45 | 5:28 | 2:27:40 | 2:23 | 1:49:42 | 4:59:55 |
| 22 | 535 | Tarek Hraoui | LIB  | 41:34 | 6:10 | 2:26:51 | 4:45 | 1:43:54 | 5:03:12 |
| 23 | 536 | Michal Jablonski | POL  | 45:30 | 4:45 | 2:26:55 | 4:44 | 1:42:50 | 5:04:41 |
| 24 | 538 | Thomas Lambert | GBR  | 30:41 | 4:21 | 2:46:49 | 2:53 | 1:44:22 | 5:09:04 |
| 25 | 545 | Viacheslav Novoselov | RUS  | 35:24 | 5:28 | 2:30:44 | 4:32 | 2:04:10 | 5:20:15 |
| 26 | 531 | Vardhan Shirish Borgave | IND  | 39:40 | 5:15 | 2:36:02 | 5:01 | 1:55:39 | 5:21:36 |
| 27 | 548 | Giles Robinson | GBR  | 36:21 | 5:04 | 2:54:03 | 3:35 | 1:46:33 | 5:25:33 |
| 28 | 554 | Rens Van Leeuwen | NED  | 34:48 | 5:22 | 2:28:25 | 2:31 | 2:45:06 | 5:56:10 |
| 29 | 298 | Agit Salman | TUR  | 42:12 | 10:53 | 3:32:46 | 8:10 | 2:48:38 | 7:22:37 |
| 30 | 1385 | Metehan Akgün | TUR  | 41:45 | 11:10 | 3:30:28 | 8:28 | 3:08:23 | 7:40:12 |
| | 533 | Maxime Feugier | FRA  | 26:04 | 3:24 | 2:15:44 | — | — | — |

IRONMAN 70.3 TURKEY

Kategóriánkénti eredménylista




Férfi 25-29

| Kat.h. | Rsz | Név | Nemzet. | Swim | T1 | Bike | T2 | Run | Cél idő |
|--------|------|--------------------------|---------|-------|-------|---------|------|---------|---------|
| 1 | 297 | Alexander Khalamanov | RUS | 26:40 | 3:33 | 2:10:16 | 2:28 | 1:16:22 | 3:59:17 |
| 2 | 109 | Emanuele Vetere | ITA | 24:57 | 3:55 | 2:09:28 | 1:54 | 1:23:34 | 4:03:46 |
| 3 | 307 | Nils Von Münster-Kistner | GER | 26:24 | 2:54 | 2:12:41 | 1:48 | 1:21:16 | 4:05:01 |
| 4 | 285 | Nikolay Pyzhov | RUS | 27:37 | 2:54 | 2:09:51 | 1:44 | 1:24:11 | 4:06:15 |
| 5 | 151 | Toma Alexandru | ROU | 25:22 | 3:35 | 2:11:29 | 2:02 | 1:26:58 | 4:09:24 |
| 6 | 566 | Adrià Colls Tècul | ESP | 31:33 | 4:02 | 2:09:28 | 2:45 | 1:25:11 | 4:12:56 |
| 7 | 577 | Jose Maria Jover | ESP | 31:41 | 4:49 | 2:19:17 | 3:30 | 1:24:17 | 4:23:33 |
| 8 | 582 | Tolga Kuş | TUR | 34:39 | 3:56 | 2:18:29 | 2:02 | 1:29:10 | 4:28:15 |
| 9 | 611 | Shokhrukh Yunusov | UZB | 27:18 | 3:52 | 2:24:41 | 2:29 | 1:31:53 | 4:30:11 |
| 10 | 316 | Sergey Novozhylov | UKR | 30:18 | 4:02 | 2:21:32 | 2:56 | 1:32:42 | 4:31:29 |
| 11 | 592 | Bora Özcivit | TUR | 33:48 | 4:39 | 2:17:49 | 2:44 | 1:35:43 | 4:34:41 |
| 12 | 564 | Mathieu Botta | BEL | 28:07 | 4:37 | 2:18:59 | 2:33 | 1:41:44 | 4:35:57 |
| 13 | 572 | Kemal Elktrikçi | TUR | 31:50 | 5:23 | 2:25:31 | 2:05 | 1:32:21 | 4:37:09 |
| 14 | 602 | Edvard Sokolovskij | LTU | 33:45 | 5:10 | 2:13:25 | 2:39 | 1:42:54 | 4:37:51 |
| 15 | 571 | Neil Dsilva | IND | 36:46 | 5:35 | 2:24:40 | 4:35 | 1:27:55 | 4:39:29 |
| 16 | 599 | Mikhail Shutov | RUS | 34:07 | 4:44 | 2:20:29 | 2:09 | 1:38:07 | 4:39:35 |
| 17 | 600 | Oleksii Skryplov | UKR | 33:42 | 4:06 | 2:21:31 | 2:22 | 1:42:39 | 4:44:18 |
| 18 | 574 | Salim Hammad | GBR | 39:29 | 5:09 | 2:25:30 | 4:04 | 1:32:04 | 4:46:14 |
| 19 | 591 | Aleksandr Novikov | RUS | 29:41 | 4:35 | 2:30:13 | 2:17 | 1:41:55 | 4:48:39 |
| 20 | 563 | Stanislav Badyshev | RUS | 35:11 | 3:33 | 2:30:51 | 3:30 | 1:36:38 | 4:49:42 |
| 21 | 589 | Sergey Minin | RUS | 31:17 | 4:42 | 2:29:16 | 1:46 | 1:44:55 | 4:51:54 |
| 22 | 558 | Alejandro Accion Barr | ESP | 41:01 | 5:02 | 2:23:26 | 4:22 | 1:40:49 | 4:54:38 |
| 23 | 1369 | YOUSEF JUMA | JOR | 38:33 | 5:06 | 2:27:32 | 2:46 | 1:45:32 | 4:59:27 |
| 24 | 579 | Çağrı Can Kaynak | TUR | 39:29 | 5:11 | 2:30:56 | 2:26 | 1:43:16 | 5:01:16 |
| 25 | 586 | Dmitriy Lozovoy | UZB | 37:21 | 6:03 | 2:29:56 | 4:06 | 1:44:21 | 5:01:45 |
| 26 | 562 | Ilker Avimelek | TUR | 37:21 | 4:44 | 2:40:40 | 3:50 | 1:41:21 | 5:07:54 |
| 27 | 588 | Brice Menay | FRA | 38:33 | 4:55 | 2:39:42 | 3:48 | 1:41:21 | 5:08:16 |
| 28 | 568 | Mahmut Dogrudil | TUR | 39:55 | 8:31 | 2:37:53 | 3:59 | 1:38:11 | 5:08:26 |
| 29 | 583 | Wassim Laouiti | TUN | 43:08 | 5:28 | 2:42:11 | 4:33 | 1:40:20 | 5:15:38 |
| 30 | 1381 | Pavel Reshetnikov | RUS | 38:31 | 7:43 | 2:41:45 | 6:43 | 1:41:41 | 5:16:21 |
| 31 | 610 | Onur Yiğit Yayak | TUR | 53:03 | 6:29 | 2:36:31 | 2:28 | 1:40:20 | 5:18:49 |
| 32 | 595 | Kirill Prosvetov | RUS | 36:54 | 5:19 | 2:42:45 | 3:28 | 1:51:46 | 5:20:09 |
| 33 | 567 | Mads Degn | DEN | 46:02 | 6:13 | 2:44:45 | 4:23 | 1:41:03 | 5:22:24 |
| 34 | 560 | Buğra Altundal | TUR | 44:04 | 4:45 | 2:37:24 | 2:47 | 1:58:33 | 5:27:32 |
| 35 | 570 | Artem Donich | UKR | 39:33 | 6:35 | 2:57:26 | 3:04 | 1:42:34 | 5:29:11 |
| 36 | 596 | Eduard Safiullin | KAZ | 38:29 | 4:00 | 2:47:43 | 3:02 | 1:57:45 | 5:30:56 |
| 37 | 581 | Alex Kryukov | UKR | 38:31 | 4:24 | 2:56:47 | 3:12 | 1:51:44 | 5:34:35 |
| 38 | 1377 | Ilya Vorobyev | RUS | 41:36 | 5:36 | 2:45:50 | 4:32 | 1:57:03 | 5:34:35 |
| 39 | 593 | Kemal Özzambak | TUR | 37:54 | 4:23 | 2:37:43 | 2:51 | 2:13:57 | 5:36:46 |
| 40 | 604 | Dmitriy Tokarev | KAZ | 41:26 | 4:36 | 2:27:44 | 3:37 | 2:21:21 | 5:38:42 |
| 41 | 1366 | Tolga Gokova | TUR | 35:43 | 4:45 | 2:41:27 | 3:39 | 2:15:13 | 5:40:44 |
| 42 | 569 | Roman Dolzhanskyi | UKR | 42:47 | 6:53 | 2:44:56 | 5:55 | 2:01:54 | 5:42:23 |
| 43 | 605 | Madi Tolegen | KAZ | 39:49 | 4:46 | 2:55:02 | 3:18 | 2:03:06 | 5:45:59 |
| 44 | 608 | Joe Wilkes | GBR | 41:13 | 9:34 | 3:04:12 | 5:55 | 1:46:19 | 5:47:11 |
| 45 | 576 | Meliksah Iscan | TUR | 40:09 | 7:08 | 2:57:07 | 4:17 | 2:06:02 | 5:54:41 |
| 46 | 561 | Aibek Amirkhanov | KAZ | 39:47 | 5:23 | 2:48:49 | 2:52 | 2:19:45 | 5:56:34 |
| 47 | 590 | Anton Nesterenko | RUS | 40:41 | 6:30 | 2:59:58 | 4:08 | 2:05:58 | 5:57:13 |
| 48 | 609 | Merkhat Yakupayev | KAZ | 43:30 | 7:27 | 3:05:04 | 6:07 | 2:04:55 | 6:07:01 |
| 49 | 152 | Erwin Kwakernaat | NED | 34:07 | 5:26 | 2:16:25 | 3:52 | 3:15:14 | 6:15:02 |
| 50 | 607 | Thomas Wilkes | GBR | 41:29 | 9:17 | 3:06:46 | 5:53 | 2:12:41 | 6:16:04 |
| 51 | 601 | Danila Smirnov | RUS | 39:34 | 4:25 | 2:58:15 | 2:53 | 2:40:50 | 6:25:55 |
| 52 | 584 | Niyaz Latypov | RUS | 49:57 | 9:00 | 2:58:40 | 7:08 | 2:25:44 | 6:30:28 |
| 53 | 606 | Artem Volynets | RUS | 37:16 | 10:38 | 3:10:35 | 8:02 | 2:25:08 | 6:31:37 |

IRONMAN 70.3 TURKEY

Kategóriánkénti eredménylista

Férfi 25-29

| Kat.h. | Rsz | Név | Nemzet. | Swim | T1 | Bike | T2 | Run | Cél idő |
|--------|------|---------------------|---|-------|-------|---------|------|---------|----------------|
| 54 | 1421 | Cem YILDIRIM | TUR  | 41:59 | 8:24 | 3:28:56 | 5:36 | 2:18:45 | 6:43:38 |
| 55 | 559 | Abdulrahman Alnanih | KSA  | 56:28 | 10:13 | 4:08:36 | 4:47 | 2:52:21 | 8:12:22 |
| | 108 | Evgeny Nikitin | RUS  | 26:59 | 3:20 | 2:25:32 | 2:22 | - | - |

IRONMAN 70.3 TURKEY

Kategóriánkénti eredménylista

Férfi 30-34

| Kat.h. | Rsz | Név | Nemzet. | Swim | T1 | Bike | T2 | Run | Cél idő |
|--------|------|------------------------|---------|-------|------|---------|------|---------|---------|
| 1 | 671 | Platon Kiselev | RUS | 29:16 | 2:53 | 2:08:43 | 2:06 | 1:14:56 | 3:57:51 |
| 2 | 114 | Nathanael Käser | SUI | 30:47 | 3:33 | 2:07:51 | 1:29 | 1:19:07 | 4:02:45 |
| 3 | 1357 | Zulfu Karabulut | TUR | 29:56 | 3:21 | 2:11:02 | 1:58 | 1:21:00 | 4:07:14 |
| 4 | 110 | Adam Bailey | GBR | 30:14 | 2:50 | 2:14:43 | 1:33 | 1:19:01 | 4:08:18 |
| 5 | 748 | Michael Steens | NZL | 27:05 | 3:32 | 2:10:24 | 1:54 | 1:25:28 | 4:08:20 |
| 6 | 768 | Daniel Wolf | GER | 32:09 | 4:22 | 2:06:17 | 1:52 | 1:24:19 | 4:08:57 |
| 7 | 688 | Tobias Lendenmann | SUI | 29:41 | 3:12 | 2:07:38 | 2:05 | 1:26:38 | 4:09:13 |
| 8 | 160 | Ruso Yakimovic | TUR | 27:01 | 3:27 | 2:13:40 | 1:54 | 1:23:43 | 4:09:43 |
| 9 | 115 | Adrian Siemons | BEL | 29:40 | 3:14 | 2:11:49 | 1:50 | 1:23:43 | 4:10:14 |
| 10 | 1336 | Jan Kundrat | CZE | 33:32 | 3:17 | 2:10:10 | 2:18 | 1:21:52 | 4:11:07 |
| 11 | 652 | Michael Garantie | FRA | 30:31 | 4:23 | 2:10:15 | 2:11 | 1:23:54 | 4:11:13 |
| 12 | 649 | Simone Tiziano Ferraro | ITA | 26:12 | 3:22 | 2:10:51 | 2:07 | 1:28:47 | 4:11:17 |
| 13 | 155 | Robin Müller | FRA | 28:36 | 3:17 | 2:12:26 | 1:40 | 1:25:21 | 4:11:18 |
| 14 | 660 | Lars Hojris Schmidt | DEN | 26:04 | 2:44 | 2:09:23 | 1:55 | 1:34:19 | 4:14:22 |
| 15 | 154 | Oleksandr Dovzhenko | UKR | 34:13 | 4:42 | 2:10:11 | 1:49 | 1:24:26 | 4:15:18 |
| 16 | 752 | Nikolay Sukhoruchenkov | RUS | 31:50 | 3:46 | 2:15:45 | 2:36 | 1:23:52 | 4:17:47 |
| 17 | 620 | Hüseyin Onur Aydemir | TUR | 29:56 | 3:45 | 2:16:47 | 2:13 | 1:25:49 | 4:18:29 |
| 18 | 112 | Guy Cochrane | GBR | 30:00 | 3:40 | 2:15:54 | 2:20 | 1:28:44 | 4:20:35 |
| 19 | 655 | Julien Gatinet | FRA | 30:29 | 3:28 | 2:19:58 | 1:50 | 1:25:05 | 4:20:47 |
| 20 | 760 | Stefan Trost | AUT | 32:20 | 4:22 | 2:14:45 | 2:20 | 1:28:07 | 4:21:51 |
| 21 | 158 | Andrey Tumanov | RUS | 31:15 | 3:39 | 2:19:06 | 2:10 | 1:26:20 | 4:22:29 |
| 22 | 740 | Artem Shevchenko | RUS | 38:09 | 5:19 | 2:12:17 | 2:27 | 1:25:09 | 4:23:18 |
| 23 | 153 | Marco Arcagni | ITA | 34:17 | 3:35 | 2:17:31 | 1:53 | 1:26:14 | 4:23:27 |
| 24 | 159 | Jerzy Wojcik | POL | 33:17 | 3:48 | 2:08:20 | 2:11 | 1:36:19 | 4:23:53 |
| 25 | 675 | Vadim Kovalenko | UKR | 30:04 | 3:36 | 2:19:00 | 2:35 | 1:28:47 | 4:24:00 |
| 26 | 697 | Junya Nakadate | JPN | 32:57 | 4:50 | 2:18:33 | 2:05 | 1:25:53 | 4:24:16 |
| 27 | 773 | Dincer Yilmaz | TUR | 30:21 | 3:14 | 2:28:14 | 2:01 | 1:21:09 | 4:24:57 |
| 28 | 661 | Barış İlhan | TUR | 29:26 | 3:42 | 2:22:38 | 1:42 | 1:28:09 | 4:25:35 |
| 29 | 627 | Marius Bernatonis | LTU | 34:24 | 4:16 | 2:08:13 | 2:26 | 1:37:22 | 4:26:39 |
| 30 | 1388 | Anton Vinogradov | RUS | 29:39 | 3:23 | 2:10:50 | 2:45 | 1:40:43 | 4:27:17 |
| 31 | 156 | Andrey Ovodkov | RUS | 30:28 | 3:19 | 2:20:16 | 2:22 | 1:31:41 | 4:28:04 |
| 32 | 673 | Roman Kopyev | RUS | 32:22 | 3:25 | 2:24:20 | 1:49 | 1:27:00 | 4:28:54 |
| 33 | 730 | Henrik Samdal | NOR | 33:52 | 3:13 | 2:25:06 | 2:42 | 1:24:31 | 4:29:23 |
| 34 | 614 | Can Adiguzel | TUR | 33:47 | 3:44 | 2:19:40 | 1:56 | 1:31:44 | 4:30:49 |
| 35 | 679 | Tomáš Krupička | CZE | 32:44 | 4:22 | 2:19:40 | 2:04 | 1:32:15 | 4:31:03 |
| 36 | 113 | Sandro Cugis | SUI | 34:40 | 4:48 | 2:19:05 | 2:14 | 1:30:30 | 4:31:14 |
| 37 | 703 | Anton Novitskiy | RUS | 32:25 | 4:44 | 2:22:42 | 3:01 | 1:28:57 | 4:31:48 |
| 38 | 629 | Gil Bolens | SUI | 34:10 | 4:04 | 2:19:27 | 1:49 | 1:33:58 | 4:33:25 |
| 39 | 1371 | Belal hassan | EGY | 30:52 | 3:02 | 2:23:16 | 3:54 | 1:33:50 | 4:34:53 |
| 40 | 700 | Nicu Naum | ROU | 33:53 | 5:17 | 2:23:03 | 3:05 | 1:32:49 | 4:38:04 |
| 41 | 226 | Marten Gezici | GER | 34:04 | 3:47 | 2:25:02 | 1:56 | 1:34:06 | 4:38:53 |
| 42 | 717 | Bram Philips | BEL | 35:37 | 4:26 | 2:17:50 | 2:48 | 1:38:20 | 4:39:00 |
| 43 | 724 | Vasilij Ryzhako | RUS | 37:17 | 3:33 | 2:29:29 | 1:47 | 1:27:51 | 4:39:55 |
| 44 | 677 | Anton Kramarenko | KGZ | 27:34 | 4:08 | 2:24:54 | 2:35 | 1:41:46 | 4:40:55 |
| 45 | 707 | Vasilii Odintcov | RUS | 30:12 | 4:23 | 2:23:30 | 2:03 | 1:43:12 | 4:43:18 |
| 46 | 754 | Bahadır Tama | TUR | 26:47 | 3:52 | 2:13:12 | 1:51 | 1:57:59 | 4:43:40 |
| 47 | 1337 | Steven Hafner | GER | 32:50 | 4:08 | 2:26:35 | 2:19 | 1:38:00 | 4:43:50 |
| 48 | 746 | Carl Solg | EST | 37:02 | 4:39 | 2:15:51 | 2:14 | 1:46:57 | 4:46:42 |
| 49 | 657 | Tony Gremillet | FRA | 35:04 | 4:13 | 2:25:16 | 3:33 | 1:39:14 | 4:47:18 |
| 50 | 228 | Bulat Valeev | RUS | 40:26 | 4:06 | 2:19:11 | 3:25 | 1:40:56 | 4:48:02 |
| 51 | 674 | Oleksii Koval | UKR | 35:33 | 6:18 | 2:29:57 | 5:22 | 1:31:38 | 4:48:46 |
| 52 | 642 | Denys Derzimanov | UKR | 36:51 | 4:43 | 2:32:27 | 2:40 | 1:32:22 | 4:49:00 |
| 53 | 744 | Aliaksandr Siniak | SWE | 35:52 | 3:58 | 2:26:51 | 1:51 | 1:40:44 | 4:49:14 |

IRONMAN 70.3 TURKEY

Kategóriánkénti eredménylista

Férfi 30-34

| Kat.h. | Rsz | Név | Nemzet. | Swim | T1 | Bike | T2 | Run | Cél idő |
|--------|------|----------------------|---------|-------|-------|---------|------|---------|---------|
| 54 | 704 | Anton Novoselov | RUS | 36:37 | 5:13 | 2:20:01 | 4:14 | 1:43:21 | 4:49:24 |
| 55 | 157 | Emre Ozbilge | CYP | 37:15 | 5:18 | 2:27:07 | 2:52 | 1:37:18 | 4:49:49 |
| 56 | 643 | Simon Dos Santos | FRA | 40:19 | 3:52 | 2:17:14 | 3:04 | 1:45:40 | 4:50:07 |
| 57 | 722 | Berkay Ramiz | TUR | 30:17 | 4:52 | 2:26:13 | 2:17 | 1:49:28 | 4:53:06 |
| 58 | 301 | Özkan Dizar | TUR | 26:41 | 4:48 | 2:25:29 | 4:37 | 1:51:48 | 4:53:21 |
| 59 | 713 | Galip Öztürk | TUR | 31:31 | 4:50 | 2:27:23 | 2:08 | 1:47:43 | 4:53:32 |
| 60 | 693 | Petro Martynov | UKR | 34:08 | 4:21 | 2:34:54 | 2:34 | 1:37:56 | 4:53:51 |
| 61 | 777 | Ivan Zymbytskyi | UKR | 35:03 | 4:40 | 2:27:56 | 4:37 | 1:43:29 | 4:55:42 |
| 62 | 718 | Juraj Pis | CZE | 30:59 | 4:38 | 2:25:39 | 2:15 | 1:53:31 | 4:57:01 |
| 63 | 665 | Cafer Karakaya | TUR | 37:33 | 5:38 | 2:27:19 | 3:04 | 1:45:46 | 4:59:18 |
| 64 | 641 | Alper Deniz | TUR | 37:17 | 4:35 | 2:33:40 | 2:34 | 1:41:53 | 4:59:57 |
| 65 | 687 | Stefano Lanzoni | ITA | 35:32 | 4:43 | 2:38:10 | 3:21 | 1:41:52 | 5:03:37 |
| 66 | 742 | Andrey Shreyder | RUS | 39:17 | 5:04 | 2:31:56 | 1:59 | 1:45:40 | 5:03:54 |
| 67 | 1359 | Can Üstündağ | TUR | 41:50 | 5:17 | 2:29:32 | 2:38 | 1:44:59 | 5:04:14 |
| 68 | 689 | Sergey Lozin | RUS | 33:37 | 5:29 | 2:12:26 | 3:16 | 2:09:37 | 5:04:23 |
| 69 | 638 | Dmitriy Degraf | KAZ | 38:01 | 7:01 | 2:31:11 | 3:14 | 1:45:22 | 5:04:47 |
| 70 | 684 | Alexander Kuzmin | RUS | 39:53 | 6:40 | 2:34:05 | 3:40 | 1:41:04 | 5:05:21 |
| 71 | 737 | Kubilay Sezgin | TUR | 43:26 | 5:53 | 2:35:37 | 4:04 | 1:37:13 | 5:06:12 |
| 72 | 308 | Ali Janahi | BRN | 38:31 | 5:38 | 2:32:41 | 4:17 | 1:46:46 | 5:07:52 |
| 73 | 774 | Alexandr Zavgorodnii | RUS | 43:21 | 5:44 | 2:43:39 | 2:48 | 1:32:48 | 5:08:18 |
| 74 | 757 | Omar Tkeshelashvili | GEO | 40:22 | 5:27 | 2:31:57 | 3:32 | 1:47:06 | 5:08:22 |
| 75 | 709 | Bariş Okuducu | TUR | 41:19 | 5:42 | 2:30:03 | 3:38 | 1:47:45 | 5:08:24 |
| 76 | 622 | Can Baran | TUR | 36:40 | 5:32 | 2:35:05 | 3:19 | 1:48:28 | 5:09:02 |
| 77 | 763 | Anton Ustyugov | RUS | 32:10 | 4:06 | 2:37:50 | 2:44 | 1:53:00 | 5:09:47 |
| 78 | 706 | Martin Obetko | SVK | 39:33 | 7:25 | 2:33:37 | 3:58 | 1:45:48 | 5:10:20 |
| 79 | 681 | Askar Kulmanov | KGZ | 38:34 | 4:51 | 2:34:15 | 2:37 | 1:51:39 | 5:11:55 |
| 80 | 654 | Dmytro Garmash | UKR | 34:58 | 4:51 | 2:35:13 | 3:17 | 1:54:13 | 5:12:30 |
| 81 | 733 | Paul Semenov | RUS | 41:30 | 7:24 | 2:37:37 | 4:11 | 1:42:10 | 5:12:49 |
| 82 | 680 | Dinçer Küçük | TUR | 40:49 | 4:48 | 2:46:45 | 3:12 | 1:37:26 | 5:12:57 |
| 83 | 644 | Erman Döser | TUR | 43:07 | 6:03 | 2:29:50 | 2:31 | 1:51:56 | 5:13:25 |
| 84 | 621 | Nico Baars | GER | 43:40 | 7:51 | 2:32:49 | 3:46 | 1:45:33 | 5:13:38 |
| 85 | 776 | Dmitry Zhuchev | RUS | 35:31 | 5:09 | 2:35:13 | 2:36 | 1:55:39 | 5:14:06 |
| 86 | 690 | Faheem Mahomed | RSA | 39:21 | 10:06 | 2:38:38 | 5:15 | 1:41:44 | 5:15:03 |
| 87 | 736 | Huseyin Fahri Sezgin | TUR | 36:30 | 6:12 | 2:36:37 | 4:16 | 1:51:41 | 5:15:13 |
| 88 | 685 | Andrey Kuznetsov | RUS | 38:48 | 4:09 | 2:40:05 | 2:25 | 1:51:19 | 5:16:43 |
| 89 | 639 | Egor Demchenko | RUS | 40:32 | 5:43 | 2:42:39 | 2:43 | 1:45:32 | 5:17:08 |
| 90 | 770 | Alp Avni Yelkenbicer | TUR | 36:01 | 5:57 | 2:40:56 | 3:17 | 1:51:59 | 5:18:09 |
| 91 | 664 | Oleg Kamenev | RUS | 32:13 | 5:23 | 2:31:45 | 2:47 | 2:06:20 | 5:18:26 |
| 92 | 755 | Tunc Tasar | NED | 35:08 | 5:44 | 2:30:58 | 3:31 | 2:05:09 | 5:20:28 |
| 93 | 1393 | Evgeny Bogatskiy | RUS | 35:48 | 4:13 | 2:40:51 | 3:50 | 1:55:54 | 5:20:34 |
| 94 | 662 | Maxim Isaev | RUS | 39:58 | 5:50 | 2:43:01 | 3:01 | 1:49:44 | 5:21:33 |
| 95 | 1335 | Sergii Chupak | UKR | 40:19 | 5:20 | 2:49:46 | 3:49 | 1:42:56 | 5:22:07 |
| 96 | 751 | Alexandru Suci | ROU | 33:35 | 5:20 | 2:34:06 | 4:10 | 2:05:03 | 5:22:13 |
| 97 | 714 | Aleksandr Panov | RUS | 35:15 | 6:21 | 2:24:27 | 2:59 | 2:13:17 | 5:22:18 |
| 98 | 653 | Leonid Garbar | RUS | 38:31 | 4:55 | 2:56:29 | 4:58 | 1:38:47 | 5:23:39 |
| 99 | 682 | Erhan Kuyumcu | TUR | 34:05 | 4:50 | 2:40:58 | 3:46 | 2:00:50 | 5:24:28 |
| 100 | 710 | Ismail Çağrı Öncü | TUR | 39:30 | 6:09 | 2:36:29 | 3:24 | 1:59:02 | 5:24:31 |
| 101 | 646 | Emrah Eksi | TUR | 39:39 | 7:54 | 2:37:18 | 4:53 | 1:54:52 | 5:24:34 |
| 102 | 734 | Aleksandr Sergeev | RUS | 38:32 | 5:46 | 2:55:22 | 4:30 | 1:40:35 | 5:24:44 |
| 103 | 772 | Deniz Yilmaz | TUR | 39:11 | 5:16 | 2:43:49 | 3:01 | 1:53:48 | 5:25:04 |
| 104 | 723 | Denis Razin | RUS | 38:44 | 4:04 | 2:42:43 | 3:47 | 1:56:16 | 5:25:32 |
| 105 | 727 | Sabuhi Safarov | AZE | 43:38 | 6:26 | 2:34:15 | 3:22 | 1:58:50 | 5:26:29 |
| 106 | 759 | Vitaliy Trenkenshu | KAZ | 37:52 | 6:11 | 2:39:07 | 3:52 | 1:59:55 | 5:26:55 |

IRONMAN 70.3 TURKEY

Kategóriánkénti eredménylista

Férfi 30-34

| Kat.h. | Rsz | Név | Nemzet. | Swim | T1 | Bike | T2 | Run | Cél idő |
|--------|------|---------------------------|---------|-------|------|---------|------|---------|---------|
| 107 | 741 | Andrey Shorikov | RUS | 34:40 | 4:53 | 2:43:16 | 3:59 | 2:00:20 | 5:27:06 |
| 108 | 659 | Vladimir Gromov | RUS | 41:37 | 4:57 | 2:41:36 | 4:08 | 1:55:04 | 5:27:21 |
| 109 | 636 | Caner Cesar Cosar | TUR | 46:02 | 4:46 | 2:39:36 | 2:21 | 1:55:09 | 5:27:52 |
| 110 | 691 | Timur Mamedov | KGZ | 37:59 | 7:39 | 2:35:47 | 4:14 | 2:03:00 | 5:28:37 |
| 111 | 756 | Nikolay Telepenin | RUS | 37:49 | 5:53 | 2:37:55 | 4:26 | 2:03:31 | 5:29:33 |
| 112 | 612 | Gaziz Abdrassilov | KAZ | 36:07 | 6:38 | 2:44:29 | 2:54 | 1:59:30 | 5:29:36 |
| 113 | 617 | Fahad Ali | BRN | 48:11 | 4:49 | 2:40:51 | 2:53 | 1:54:03 | 5:30:46 |
| 114 | 708 | Cihan Ögüt | TUR | 43:42 | 6:47 | 2:45:54 | 3:41 | 1:51:06 | 5:31:08 |
| 115 | 625 | Nikolay Bazin | RUS | 39:18 | 5:22 | 2:38:48 | 5:31 | 2:04:05 | 5:33:02 |
| 116 | 668 | Andrew Kark | RSA | 39:17 | 7:16 | 2:45:56 | 3:56 | 1:56:56 | 5:33:19 |
| 117 | 647 | Azmi Erdogan | TUR | 44:43 | 5:17 | 2:37:22 | 3:36 | 2:02:52 | 5:33:48 |
| 118 | 705 | Altun Novruzov | AZE | 56:56 | 6:20 | 2:44:30 | 2:53 | 1:43:11 | 5:33:49 |
| 119 | 628 | Sergii Boldaiev | UKR | 41:59 | 8:09 | 2:50:12 | 3:48 | 1:51:28 | 5:35:35 |
| 120 | 615 | Enis Akyüz | TUR | 43:06 | 5:24 | 2:45:08 | 3:13 | 2:00:15 | 5:37:03 |
| 121 | 670 | Timur Khodzhaev | KAZ | 44:31 | 8:43 | 2:44:19 | 4:22 | 1:55:43 | 5:37:36 |
| 122 | 696 | Mousa Mustafa Ali | JOR | 41:25 | 5:56 | 2:35:17 | 2:47 | 2:14:36 | 5:39:59 |
| 123 | 618 | Rashed Alnaber | JOR | 42:44 | 6:43 | 2:48:01 | 3:36 | 1:59:00 | 5:40:02 |
| 124 | 692 | Kostiantyn Marchenko | UKR | 43:21 | 5:50 | 2:45:41 | 6:20 | 1:59:28 | 5:40:40 |
| 125 | 745 | Jozef Sirotnak | SVK | 40:15 | 5:53 | 2:44:38 | 3:14 | 2:07:02 | 5:40:59 |
| 126 | 666 | Stefan Karg | GER | 40:15 | 6:45 | 2:36:57 | 6:18 | 2:10:55 | 5:41:10 |
| 127 | 728 | Levent Sahin | TUR | 44:38 | 7:46 | 2:50:24 | 6:03 | 1:53:02 | 5:41:52 |
| 128 | 1374 | ILYA RASHKIN | RUS | 42:45 | 9:53 | 2:52:32 | 4:23 | 1:53:01 | 5:42:33 |
| 129 | 667 | Aydin Karimov | AZE | 39:29 | 9:40 | 2:34:24 | 8:55 | 2:10:56 | 5:43:23 |
| 130 | 669 | Aleksey Khalimon | RUS | 35:09 | 5:44 | 2:53:21 | 4:16 | 2:05:05 | 5:43:32 |
| 131 | 716 | Özhan Peştanlı | TUR | 45:18 | 5:21 | 2:58:31 | 2:21 | 1:52:34 | 5:44:03 |
| 132 | 761 | Erhan Ünal | TUR | 39:52 | 7:11 | 2:48:03 | 3:43 | 2:05:17 | 5:44:03 |
| 133 | 764 | Mehmet Uysal | TUR | 33:23 | 8:36 | 2:49:10 | 4:32 | 2:09:23 | 5:45:02 |
| 134 | 656 | Dmitry Golovashchenko | RUS | 39:51 | 5:50 | 2:47:49 | 3:49 | 2:07:50 | 5:45:07 |
| 135 | 715 | Timur Pavlenkov | RUS | 56:12 | 7:15 | 2:49:08 | 4:44 | 1:48:22 | 5:45:39 |
| 136 | 750 | Bektur Subanbekov | KGZ | 44:45 | 6:46 | 2:37:15 | 3:47 | 2:13:11 | 5:45:41 |
| 137 | 663 | Daniil Ivanov | RUS | 46:22 | 8:38 | 2:49:42 | 4:41 | 1:56:30 | 5:45:50 |
| 138 | 645 | Ali Dükyancı | TUR | 42:35 | 5:00 | 2:46:16 | 3:26 | 2:08:43 | 5:45:58 |
| 139 | 738 | Gökhan Sezginer | TUR | 44:57 | 5:38 | 2:50:53 | 3:56 | 2:00:45 | 5:46:08 |
| 140 | 658 | Evgeny Grishaev | RUS | 41:34 | 4:37 | 2:57:53 | 3:15 | 2:04:49 | 5:52:06 |
| 142 | 719 | Maxim Potapov | RUS | 35:43 | 7:06 | 2:46:33 | 4:10 | 2:18:37 | 5:52:08 |
| 141 | 766 | Lee Wardle | GBR | 39:27 | 8:33 | 3:08:22 | 6:06 | 1:49:42 | 5:52:08 |
| 143 | 725 | Askhat Sadyrbay | KAZ | 46:53 | 9:07 | 2:43:01 | 4:36 | 2:09:18 | 5:52:53 |
| 144 | 635 | Ahmet Çilak | TUR | 54:45 | 9:22 | 2:44:44 | 6:47 | 1:57:25 | 5:53:01 |
| 145 | 698 | Chaker Nakfour | LIB | 34:21 | 4:51 | 2:48:06 | 4:16 | 2:22:30 | 5:54:02 |
| 146 | 676 | Oleksii Kozakov | UKR | 39:00 | 8:40 | 2:42:51 | 6:08 | 2:17:47 | 5:54:25 |
| 147 | 651 | Dmitry Galaktionov | RUS | 41:29 | 8:03 | 2:56:39 | 4:51 | 2:03:55 | 5:54:54 |
| 148 | 624 | Mykola Bazhenov | UKR | 46:06 | 7:59 | 3:06:22 | 5:52 | 1:50:48 | 5:57:04 |
| 149 | 753 | Ilya Sushin | RUS | 47:31 | 6:07 | 2:51:55 | 3:36 | 2:10:07 | 5:59:13 |
| 150 | 631 | Ali Bunyadov | AZE | 46:03 | 6:14 | 2:52:15 | 6:09 | 2:11:15 | 6:01:54 |
| 151 | 634 | Muhammet Cumali Cetinkaya | TUR | 40:57 | 7:11 | 2:46:46 | 4:55 | 2:23:37 | 6:03:25 |
| 152 | 702 | Matko Novak | CRO | 48:18 | 7:53 | 3:01:45 | 8:21 | 1:59:57 | 6:06:12 |
| 153 | 712 | Petr Osipov | RUS | 45:12 | 5:47 | 3:19:22 | 5:32 | 1:51:11 | 6:07:02 |
| 154 | 630 | Eduard Bondarenko | UKR | 50:54 | 9:10 | 3:07:58 | 8:11 | 1:51:01 | 6:07:12 |
| 155 | 678 | Oleksandr Kravchenko | UKR | 49:02 | 7:58 | 2:57:41 | 6:47 | 2:07:44 | 6:09:10 |
| 156 | 694 | Alexandr Mitrofanov | KAZ | 41:34 | 6:49 | 3:18:16 | 5:52 | 1:56:43 | 6:09:12 |
| 157 | 779 | Ildar Nizameev | RUS | 49:52 | 6:04 | 3:11:41 | 2:59 | 2:01:08 | 6:11:43 |
| 158 | 633 | Onur Caliskan | TUR | 57:38 | 8:25 | 2:52:37 | 6:17 | 2:07:24 | 6:12:19 |
| 159 | 743 | Viraj Shrivastva | IND | 40:23 | 8:42 | 2:40:46 | 4:54 | 2:40:34 | 6:15:17 |

IRONMAN 70.3 TURKEY

Kategóriánkénti eredménylista

Férfi 30-34

| Kat.h. | Rsz | Név | Nemzet. | Swim | T1 | Bike | T2 | Run | Cél idő |
|--------|------|--------------------|---|---------|-------|---------|-------|---------|----------------|
| 160 | 1338 | Zahit Pisirici | TUR  | 39:11 | 7:40 | 3:00:19 | 5:09 | 2:24:11 | 6:16:28 |
| 161 | 721 | Mykola Radlinskyy | UKR  | 41:05 | 7:54 | 2:50:18 | 5:14 | 2:41:31 | 6:26:00 |
| 162 | 771 | Emir Yetişener | TUR  | 38:59 | 7:04 | 3:11:41 | 3:36 | 2:24:51 | 6:26:09 |
| 163 | 616 | Fawaz Alansari | BRN  | 40:04 | 8:52 | 2:56:59 | 6:51 | 2:34:14 | 6:26:58 |
| 164 | 775 | Daniyar Zhanabekov | KAZ  | 39:45 | 9:14 | 2:49:22 | 4:44 | 2:55:52 | 6:38:54 |
| 165 | 732 | Demeu Seitzhanov | KAZ  | 47:59 | 8:12 | 3:11:49 | 4:21 | 2:28:54 | 6:41:14 |
| 166 | 711 | Cem Önertürk | TUR  | 40:14 | 9:29 | 3:13:16 | 12:10 | 2:30:32 | 6:45:38 |
| 167 | 720 | Alexey Prodisvet | KAZ  | 1:05:18 | 10:05 | 3:17:00 | 7:48 | 2:20:21 | 7:00:30 |
| 168 | 648 | Temirbek Erkinov | KGZ  | 56:53 | 9:25 | 3:15:18 | 12:36 | 2:27:52 | 7:02:02 |
| 169 | 762 | Volkan Ustabay | TUR  | 38:24 | 5:45 | 3:04:13 | 4:53 | 3:16:17 | 7:09:30 |
| 170 | 632 | Şahin Çağlayan | TUR  | 49:51 | 11:05 | 3:18:45 | 10:24 | 2:39:51 | 7:09:53 |
| 171 | 778 | Denic Marganov | RUS  | 1:02:03 | 9:08 | 3:24:19 | 7:59 | 2:42:52 | 7:26:19 |
| 172 | 695 | Hesham Morsy | EGY  | 49:23 | 16:22 | 3:30:11 | 10:18 | 2:57:30 | 7:43:43 |
| | 672 | Sergei Kolesnikov | KGZ  | 51:46 | 13:09 | 3:53:33 | - | - | - |
| | 626 | Dikhanbayev Berik | KAZ  | 1:00:21 | 8:04 | — | — | — | — |
| | 731 | Nikolay Sapunov | RUS  | 36:54 | — | — | — | — | — |

IRONMAN 70.3 TURKEY

Kategóriánkénti eredménylista

Férfi 35-39

| Kat.h. | Rsz | Név | Nemzet. | Swim | T1 | Bike | T2 | Run | Cél idő |
|--------|------|---------------------------|---|-------|------|---------|------|---------|----------------|
| 1 | 1399 | Sviatoslav Tsvetkov | UKR  | 25:59 | 3:04 | 2:11:21 | 1:32 | 1:14:29 | 3:56:23 |
| 2 | 121 | Denis Krestin | RUS  | 26:13 | 3:10 | 2:11:01 | 1:27 | 1:16:04 | 3:57:54 |
| 3 | 304 | Egor Vinogradov | RUS  | 28:49 | 3:04 | 2:09:02 | 2:12 | 1:21:21 | 4:04:25 |
| 4 | 119 | Mikhail Gromov | RUS  | 28:42 | 3:13 | 2:12:28 | 1:36 | 1:21:38 | 4:07:34 |
| 5 | 938 | Sean Smee | AUS  | 30:25 | 3:03 | 2:14:52 | 1:46 | 1:18:20 | 4:08:25 |
| 6 | 908 | Tahsin Özgür | TUR  | 31:18 | 3:39 | 2:11:59 | 2:25 | 1:20:47 | 4:10:06 |
| 7 | 813 | Selim Cevik | TUR  | 31:04 | 3:17 | 2:10:06 | 2:28 | 1:23:19 | 4:10:13 |
| 8 | 962 | Maarten Vermeulen | BEL  | 29:45 | 4:11 | 2:15:44 | 1:41 | 1:20:33 | 4:11:51 |
| 9 | 116 | Pierre Beaufort | BEL  | 31:42 | 4:03 | 2:15:28 | 2:57 | 1:17:46 | 4:11:54 |
| 10 | 887 | Ramil Minulin | RUS  | 29:34 | 3:50 | 2:10:20 | 2:46 | 1:29:09 | 4:15:37 |
| 11 | 120 | Michal Kosmowski | POL  | 30:26 | 3:32 | 2:10:14 | 2:31 | 1:30:39 | 4:17:21 |
| 12 | 825 | Martin Dotti | SUI  | 34:53 | 3:58 | 2:08:18 | 2:09 | 1:30:49 | 4:20:06 |
| 13 | 1340 | Rafał Pomorski | POL  | 31:01 | 3:33 | 2:19:30 | 1:58 | 1:24:45 | 4:20:45 |
| 14 | 166 | Wilm Schneider | GER  | 29:51 | 3:34 | 2:15:21 | 2:15 | 1:30:07 | 4:21:06 |
| 15 | 936 | Remko Siers | NED  | 26:13 | 3:42 | 2:14:38 | 1:54 | 1:37:00 | 4:23:26 |
| 16 | 118 | Florent Dussac | FRA  | 33:26 | 3:25 | 2:12:36 | 1:34 | 1:33:00 | 4:23:59 |
| 17 | 840 | Vincent Grolleau | FRA  | 31:26 | 6:08 | 2:19:35 | 3:02 | 1:24:53 | 4:25:03 |
| 18 | 165 | Pocza Tamas | HUN  | 29:12 | 3:20 | 2:15:50 | 2:13 | 1:35:00 | 4:25:34 |
| 19 | 848 | Valentin Ivanov | RUS  | 28:59 | 3:40 | 2:22:00 | 1:50 | 1:30:38 | 4:27:04 |
| 20 | 230 | Irek Dautov | RUS  | 33:36 | 3:25 | 2:18:35 | 2:53 | 1:28:51 | 4:27:17 |
| 21 | 292 | Lukasz Szemelowski | POL  | 31:52 | 3:41 | 2:14:24 | 3:15 | 1:34:43 | 4:27:54 |
| 22 | 960 | Anton Vdovin | RUS  | 32:56 | 5:00 | 2:18:36 | 2:59 | 1:28:35 | 4:28:03 |
| 23 | 231 | Murat Güney | TUR  | 31:57 | 4:36 | 2:15:08 | 2:42 | 1:34:02 | 4:28:23 |
| 24 | 162 | Aimone Dal Pozzo | ITA  | 31:36 | 3:40 | 2:18:35 | 2:32 | 1:35:23 | 4:31:44 |
| 25 | 831 | David Flak | CZE  | 38:09 | 5:04 | 2:18:37 | 2:25 | 1:28:54 | 4:33:08 |
| 26 | 1400 | Wojtek Wcislo | POL  | 38:26 | 4:01 | 2:16:17 | 2:08 | 1:32:46 | 4:33:37 |
| 27 | 975 | Aleksandr Zharikov | RUS  | 35:24 | 4:15 | 2:14:22 | 2:10 | 1:38:05 | 4:34:14 |
| 28 | 873 | Jean-Baptiste Larive | FRA  | 36:16 | 4:14 | 2:17:16 | 1:51 | 1:34:41 | 4:34:17 |
| 29 | 888 | Dmitry Mishanin | RUS  | 30:20 | 5:36 | 2:24:18 | 2:24 | 1:31:55 | 4:34:30 |
| 30 | 876 | Jose Antonio Leon Barrena | ESP  | 27:30 | 3:57 | 2:27:23 | 1:50 | 1:34:31 | 4:35:09 |
| 31 | 977 | Anton Zinakov | RUS  | 34:21 | 4:08 | 2:18:20 | 2:16 | 1:37:42 | 4:36:45 |
| 32 | 968 | Martin Zahumensky | SVK  | 35:25 | 4:25 | 2:17:11 | 3:16 | 1:37:03 | 4:37:17 |
| 33 | 900 | Serkan Oguz | TUR  | 29:43 | 3:51 | 2:24:29 | 2:19 | 1:37:43 | 4:38:04 |
| 34 | 305 | Dmytro Kuzmenko | UKR  | 33:26 | 3:26 | 2:25:46 | 2:46 | 1:33:03 | 4:38:25 |
| 35 | 942 | Andriy Stelmashchuk | UKR  | 33:03 | 4:15 | 2:19:03 | 3:04 | 1:39:46 | 4:39:09 |
| 36 | 971 | Stefano Zannini | ITA  | 30:30 | 5:19 | 2:20:07 | 2:38 | 1:40:42 | 4:39:14 |
| 37 | 314 | Sam Browne | GBR  | 32:06 | 5:19 | 2:17:25 | 2:53 | 1:42:04 | 4:39:45 |
| 38 | 899 | Danila Ognev | RUS  | 40:11 | 4:48 | 2:12:19 | 2:35 | 1:40:43 | 4:40:34 |
| 39 | 237 | Sergey Rozov | RUS  | 41:54 | 4:58 | 2:22:37 | 2:51 | 1:28:59 | 4:41:17 |
| 40 | 232 | Baizhan Kanafin | KAZ  | 30:55 | 3:55 | 2:21:40 | 3:07 | 1:43:20 | 4:42:54 |
| 41 | 869 | Selçuk Kurun | TUR  | 34:54 | 4:38 | 2:27:26 | 2:23 | 1:34:12 | 4:43:31 |
| 42 | 816 | Lucian Cretu | ROU  | 33:09 | 3:30 | 2:22:11 | 2:23 | 1:42:35 | 4:43:45 |
| 43 | 229 | Hüseyin Arhan | TUR  | 33:32 | 4:07 | 2:25:02 | 2:25 | 1:38:48 | 4:43:51 |
| 44 | 1341 | Mikhail Berlizev | RUS  | 33:03 | 4:34 | 2:17:53 | 2:48 | 1:45:44 | 4:44:00 |
| 45 | 881 | Sergii Malchyk | UKR  | 36:31 | 4:29 | 2:26:40 | 3:18 | 1:33:06 | 4:44:02 |
| 46 | 907 | Dmitry Ozernoy | RUS  | 29:11 | 4:13 | 2:28:57 | 2:25 | 1:39:38 | 4:44:23 |
| 47 | 289 | Goksen Cinar | TUR  | 32:16 | 3:40 | 2:19:16 | 2:18 | 1:46:56 | 4:44:24 |
| 48 | 161 | Andre Ahlers | GER  | 33:45 | 5:18 | 2:27:19 | 3:06 | 1:35:12 | 4:44:38 |
| 49 | 1404 | Dmitry Sokolikov | BLR  | 31:26 | 4:42 | 2:23:53 | 3:49 | 1:40:52 | 4:44:39 |
| 50 | 918 | Ilya Pleshchinskiy | RUS  | 33:47 | 4:02 | 2:31:29 | 4:41 | 1:31:09 | 4:45:07 |
| 51 | 238 | Ozan Saygi | TUR  | 37:46 | 6:07 | 2:18:21 | 2:13 | 1:41:42 | 4:46:08 |
| 52 | 902 | Daniil Orlov | RUS  | 31:59 | 5:02 | 2:20:24 | 4:17 | 1:44:59 | 4:46:39 |
| 53 | 842 | Peter Handwerk | GER  | 32:54 | 4:12 | 2:26:00 | 3:14 | 1:40:57 | 4:47:15 |

IRONMAN 70.3 TURKEY

Kategóriánkénti eredménylista

Férfi 35-39

| Kat.h. | Rsz | Név | Nemzet. | Swim | T1 | Bike | T2 | Run | Cél idő |
|--------|------|---------------------------|---------|-------|------|---------|------|---------|----------------|
| 54 | 970 | Alexandru Ovidiu Zanfir | ROU | 37:11 | 4:13 | 2:17:55 | 3:15 | 1:44:45 | 4:47:17 |
| 55 | 934 | Eugene Semein | RUS | 31:38 | 4:23 | 2:26:56 | 3:08 | 1:41:45 | 4:47:48 |
| 56 | 919 | Denis Podgorodnyy | RUS | 35:19 | 4:47 | 2:14:12 | 3:18 | 1:50:46 | 4:48:20 |
| 57 | 874 | Artem Lebedev | RUS | 31:10 | 3:59 | 2:24:37 | 2:54 | 1:46:10 | 4:48:49 |
| 58 | 933 | John Segerlund | SWE | 38:09 | 4:14 | 2:22:44 | 2:29 | 1:41:48 | 4:49:22 |
| 59 | 792 | Volkan Arslan | TUR | 38:44 | 5:46 | 2:24:01 | 2:29 | 1:38:27 | 4:49:25 |
| 60 | 961 | Sebastien Vermast | BEL | 31:02 | 4:35 | 2:25:14 | 3:03 | 1:45:40 | 4:49:32 |
| 61 | 906 | Cihan Özdamar | TUR | 36:02 | 4:33 | 2:26:15 | 2:31 | 1:40:46 | 4:50:05 |
| 62 | 943 | Tadas Sudnius | LTU | 35:16 | 5:23 | 2:16:15 | 2:52 | 1:51:55 | 4:51:39 |
| 63 | 815 | Maxym Chorny | UKR | 33:21 | 4:47 | 2:25:40 | 4:25 | 1:44:21 | 4:52:32 |
| 64 | 969 | Andrey Zaika | UKR | 33:27 | 4:54 | 2:26:50 | 3:02 | 1:44:21 | 4:52:32 |
| 65 | 857 | Daniel Kelm | GER | 42:43 | 4:22 | 2:27:10 | 2:52 | 1:35:28 | 4:52:33 |
| 66 | 837 | Yevgeniy Glushko | UKR | 34:32 | 5:44 | 2:33:07 | 5:42 | 1:34:40 | 4:53:43 |
| 67 | 886 | Richard Mccready | GBR | 36:09 | 5:13 | 2:31:02 | 3:13 | 1:38:15 | 4:53:50 |
| 68 | 924 | Oleg Puzanov | UKR | 34:27 | 4:31 | 2:36:45 | 3:33 | 1:34:59 | 4:54:14 |
| 69 | 843 | Karl Hassall | GBR | 37:31 | 5:11 | 2:25:25 | 2:58 | 1:44:59 | 4:56:02 |
| 70 | 915 | Semyon Petrakov | RUS | 32:32 | 4:55 | 2:24:04 | 2:59 | 1:52:34 | 4:57:03 |
| 71 | 789 | Joeran Altenberg | GER | 34:04 | 5:52 | 2:27:41 | 3:51 | 1:46:04 | 4:57:30 |
| 72 | 834 | Thomas Geyer | GER | 40:26 | 6:52 | 2:27:15 | 2:05 | 1:41:07 | 4:57:44 |
| 73 | 923 | Krystian Pstrong | POL | 36:16 | 4:25 | 2:28:45 | 3:25 | 1:45:05 | 4:57:54 |
| 74 | 787 | Mohamed Aziz Allagui | TUN | 36:23 | 4:58 | 2:32:10 | 3:04 | 1:41:48 | 4:58:20 |
| 75 | 844 | Denys Herman | UKR | 32:46 | 4:59 | 2:25:05 | 4:23 | 1:52:42 | 4:59:53 |
| 76 | 864 | Sergey Konov | RUS | 43:20 | 4:45 | 2:26:45 | 3:32 | 1:43:20 | 5:01:39 |
| 77 | 236 | Dominik Piotrowski | POL | 35:50 | 5:40 | 2:27:22 | 2:52 | 1:49:57 | 5:01:40 |
| 78 | 890 | Anton Morozov | RUS | 36:15 | 4:14 | 2:34:10 | 2:53 | 1:44:12 | 5:01:43 |
| 79 | 974 | Kanat Zhanatov | KAZ | 34:21 | 3:54 | 2:36:08 | 2:40 | 1:44:48 | 5:01:49 |
| 80 | 839 | Boris Goutkin | ISR | 35:45 | 3:46 | 2:38:56 | 3:26 | 1:40:33 | 5:02:24 |
| 81 | 904 | Denis Ostroukhov | RUS | 37:27 | 4:43 | 2:33:30 | 2:46 | 1:44:11 | 5:02:36 |
| 82 | 858 | Sergey Khodykin | RUS | 41:13 | 5:20 | 2:37:28 | 4:17 | 1:35:37 | 5:03:54 |
| 83 | 937 | Aurimas Skirgaila | LTU | 31:34 | 4:46 | 2:39:57 | 5:40 | 1:42:35 | 5:04:30 |
| 84 | 163 | Majed Dirsiyeh | JOR | 36:34 | 5:13 | 2:28:40 | 3:29 | 1:51:02 | 5:04:56 |
| 85 | 929 | Evgeny Sabirov | RUS | 32:53 | 3:46 | 2:22:18 | 2:08 | 2:04:12 | 5:05:14 |
| 86 | 808 | Volkan Bozkurt | TUR | 31:46 | 4:41 | 2:41:05 | 3:22 | 1:44:47 | 5:05:39 |
| 87 | 853 | Berkin Karagozcuk | TUR | 34:44 | 5:00 | 2:34:16 | 4:01 | 1:47:54 | 5:05:53 |
| 88 | 799 | Ahmet Bengöz | TUR | 29:27 | 6:30 | 2:43:51 | 4:12 | 1:42:05 | 5:06:04 |
| 89 | 809 | Oleksandr Buts | UKR | 38:11 | 4:31 | 2:24:02 | 3:04 | 1:57:16 | 5:07:02 |
| 90 | 940 | Albert Smyrnov | UKR | 39:14 | 4:27 | 2:36:52 | 3:18 | 1:43:19 | 5:07:07 |
| 91 | 845 | Alexander Holdridge | USA | 27:59 | 4:33 | 2:39:19 | 5:37 | 1:50:18 | 5:07:45 |
| 92 | 824 | Mohamed Karim Dorai | TUN | 41:48 | 5:40 | 2:34:10 | 2:55 | 1:43:20 | 5:07:51 |
| 93 | 1352 | Grzegorz Zwolinski | POL | 36:09 | 7:29 | 2:38:01 | 4:43 | 1:41:41 | 5:08:01 |
| 94 | 945 | Sergey Suvorov | RUS | 42:34 | 5:00 | 2:36:52 | 3:17 | 1:40:27 | 5:08:07 |
| 95 | 802 | Ilhan Beyoğlu | TUR | 38:11 | 5:29 | 2:39:45 | 2:49 | 1:42:06 | 5:08:18 |
| 96 | 841 | Murat Gulguden | TUR | 41:25 | 5:57 | 2:32:37 | 4:43 | 1:45:21 | 5:10:01 |
| 97 | 951 | Maxim Tsibulin | RUS | 34:29 | 4:07 | 2:40:39 | 4:19 | 1:47:12 | 5:10:43 |
| 98 | 817 | Emir Çubukçu | TUR | 34:39 | 4:38 | 2:24:18 | 2:46 | 2:04:57 | 5:11:15 |
| 99 | 847 | Alexander Igonin | RUS | 40:14 | 5:51 | 2:30:43 | 5:07 | 1:49:28 | 5:11:21 |
| 100 | 860 | Bogdan Kidon | UKR | 38:22 | 4:24 | 2:42:41 | 2:32 | 1:43:48 | 5:11:45 |
| 101 | 911 | Aleksandr Parkhomovskiy | AZE | 34:56 | 8:38 | 2:26:23 | 6:22 | 1:56:21 | 5:12:39 |
| 102 | 866 | Ilya Kretov | RUS | 36:34 | 4:52 | 2:35:00 | 3:31 | 1:53:30 | 5:13:24 |
| 103 | 798 | Mohamed Farhat Ben Thabet | TUN | 37:09 | 4:44 | 2:33:39 | 2:51 | 1:55:08 | 5:13:29 |
| 104 | 822 | Ahmad Diab | JOR | 39:39 | 4:28 | 2:26:32 | 2:51 | 2:00:19 | 5:13:47 |
| 105 | 895 | Denis Nikulin | RUS | 38:29 | 4:28 | 2:35:40 | 3:14 | 1:52:21 | 5:14:11 |
| 106 | 234 | Boris Najafov | AZE | 35:47 | 3:53 | 2:36:17 | 3:41 | 1:55:01 | 5:14:37 |

IRONMAN 70.3 TURKEY

Kategóriánkénti eredménylista

Férfi 35-39

| Kat.h. | Rsz | Név | Nemzet. | Swim | T1 | Bike | T2 | Run | Cél idő |
|--------|------|-------------------|---------|-------|------|---------|------|---------|----------------|
| 107 | 931 | Aleksandr Sagun | RUS | 38:31 | 5:10 | 2:38:53 | 2:33 | 1:50:04 | 5:15:09 |
| 108 | 903 | Myrzabek Orumbaev | KGZ | 39:44 | 5:51 | 2:30:12 | 3:11 | 1:56:54 | 5:15:50 |
| 109 | 791 | Denis Apkalimov | RUS | 36:06 | 7:21 | 2:40:25 | 6:03 | 1:46:47 | 5:16:40 |
| 110 | 819 | Adam Deeves | GBR | 36:16 | 5:18 | 2:37:31 | 4:02 | 1:55:07 | 5:18:12 |
| 111 | 883 | Sergii Marchenko | UKR | 41:05 | 7:15 | 2:38:45 | 6:34 | 1:44:43 | 5:18:20 |
| 112 | 827 | Kemal Efe Erenel | TUR | 39:14 | 5:47 | 2:58:39 | 3:01 | 1:31:49 | 5:18:28 |
| 113 | 921 | Ilya Potemin | RUS | 37:23 | 6:03 | 2:38:20 | 2:47 | 1:53:58 | 5:18:29 |
| 114 | 797 | Smiyet Belrhiti | MAR | 39:04 | 6:30 | 2:35:19 | 4:12 | 1:54:15 | 5:19:19 |
| 115 | 795 | Adlet Bakytuly | KAZ | 45:36 | 4:18 | 2:47:30 | 2:23 | 1:39:34 | 5:19:19 |
| 116 | 806 | Petr Botev | RUS | 35:17 | 5:18 | 2:44:09 | 3:00 | 1:51:52 | 5:19:34 |
| 117 | 805 | Vitaly Bogdanov | RUS | 37:41 | 7:58 | 2:25:18 | 3:37 | 2:05:06 | 5:19:38 |
| 118 | 784 | Salih Akyıldız | TUR | 41:10 | 5:18 | 2:50:44 | 3:12 | 1:40:02 | 5:20:25 |
| 119 | 925 | Muhamedov Rastyam | RUS | 41:51 | 4:56 | 2:48:44 | 3:10 | 1:42:10 | 5:20:50 |
| 120 | 892 | Timur Nagumanov | RUS | 36:00 | 6:45 | 2:39:36 | 5:29 | 1:53:10 | 5:20:58 |
| 121 | 930 | Chingiz Sadykov | KAZ | 45:11 | 7:18 | 2:39:02 | 4:06 | 1:45:48 | 5:21:23 |
| 122 | 1414 | Andriy Avramenko | UKR | 43:45 | 4:53 | 2:30:10 | 3:27 | 1:59:25 | 5:21:38 |
| 123 | 785 | Murat Alaboz | TUR | 38:35 | 7:52 | 2:39:43 | 4:05 | 1:52:47 | 5:23:00 |
| 124 | 852 | Slava Karabanov | RUS | 45:32 | 7:43 | 2:53:04 | 4:31 | 1:33:44 | 5:24:31 |
| 125 | 826 | Oğuz Erdoğan | TUR | 41:53 | 6:06 | 2:39:53 | 2:38 | 1:54:21 | 5:24:48 |
| 126 | 821 | Talat Demirel | TUR | 39:39 | 6:34 | 2:32:19 | 3:11 | 2:03:18 | 5:24:59 |
| 127 | 575 | Hirt Daniel | HUN | 39:14 | 5:51 | 2:38:57 | 5:26 | 1:55:49 | 5:25:15 |
| 128 | 783 | Erkan Akyalçın | TUR | 32:34 | 4:48 | 2:40:38 | 3:44 | 2:03:53 | 5:25:35 |
| 129 | 879 | Liubomir Makashin | RUS | 44:30 | 7:43 | 2:47:10 | 6:10 | 1:40:11 | 5:25:41 |
| 130 | 796 | Casper Beijer | NED | 35:32 | 6:23 | 2:40:22 | 3:00 | 2:00:43 | 5:25:57 |
| 131 | 836 | Ali Glendinning | GBR | 36:42 | 6:00 | 2:32:17 | 5:28 | 2:05:47 | 5:26:13 |
| 132 | 1395 | Nikita Vlasov | UKR | 41:24 | 5:06 | 2:49:23 | 3:30 | 1:47:16 | 5:26:37 |
| 133 | 917 | Artem Plaksin | RUS | 42:38 | 6:30 | 2:39:31 | 3:35 | 1:54:27 | 5:26:40 |
| 134 | 963 | Laurentiu Vladan | ROU | 39:48 | 6:29 | 2:38:04 | 3:13 | 2:00:21 | 5:27:53 |
| 135 | 849 | Andrey Ivchatov | UKR | 38:49 | 5:42 | 2:41:39 | 3:56 | 1:58:17 | 5:28:22 |
| 136 | 782 | Çakir Akşit | TUR | 38:21 | 7:32 | 2:42:01 | 6:16 | 1:54:20 | 5:28:27 |
| 137 | 861 | Bora Kiper | TUR | 35:54 | 5:36 | 2:48:41 | 2:55 | 1:57:18 | 5:30:23 |
| 138 | 948 | Artem Tarasenko | RUS | 39:47 | 5:27 | 2:47:35 | 4:23 | 1:53:19 | 5:30:30 |
| 139 | 239 | Martin Vosahlik | CZE | 42:24 | 5:22 | 2:46:42 | 4:40 | 1:51:27 | 5:30:33 |
| 140 | 880 | Anvar Maksumov | RUS | 40:25 | 6:36 | 2:28:47 | 3:10 | 2:11:40 | 5:30:37 |
| 141 | 832 | Demis Gavrielides | CYP | 42:11 | 5:21 | 2:27:44 | 5:27 | 2:10:15 | 5:30:57 |
| 142 | 928 | Andrea Rodriguez | ITA | 39:16 | 6:12 | 2:51:22 | 4:11 | 1:51:12 | 5:32:12 |
| 143 | 870 | Andrey Kutuzov | RUS | 39:43 | 6:06 | 2:42:14 | 3:03 | 2:01:11 | 5:32:15 |
| 144 | 833 | Andrey Gerasimov | RUS | 40:16 | 5:53 | 2:39:26 | 3:24 | 2:05:57 | 5:34:54 |
| 145 | 946 | Alexey Suvorov | RUS | 39:36 | 7:10 | 2:41:08 | 3:10 | 2:06:13 | 5:37:15 |
| 146 | 794 | Ilkay Aydın | TUR | 50:44 | 8:21 | 2:39:57 | 4:18 | 1:54:06 | 5:37:25 |
| 147 | 901 | Volkan Oktay | TUR | 36:11 | 6:47 | 2:46:07 | 6:04 | 2:02:35 | 5:37:43 |
| 148 | 967 | M.Yasin Yeter | TUR | 39:44 | 5:52 | 2:41:27 | 3:37 | 2:07:32 | 5:38:11 |
| 149 | 955 | Tolga Ugurel | TUR | 45:04 | 8:23 | 2:43:04 | 5:26 | 1:58:15 | 5:40:10 |
| 150 | 909 | Ahmet Ozsoy | TUR | 53:56 | 7:55 | 2:49:34 | 4:52 | 1:45:48 | 5:42:04 |
| 151 | 914 | Dmitry Perutsky | RUS | 41:38 | 5:01 | 2:50:55 | 3:28 | 2:01:05 | 5:42:06 |
| 152 | 905 | Can Ozbek | TUR | 33:56 | 4:28 | 2:37:32 | 2:42 | 2:23:47 | 5:42:24 |
| 153 | 820 | Sergey Demchenko | RUS | 45:49 | 4:52 | 2:44:47 | 5:20 | 2:02:49 | 5:43:36 |
| 154 | 830 | Lenar Fayzudinov | RUS | 46:39 | 7:32 | 2:46:16 | 5:56 | 1:57:18 | 5:43:38 |
| 155 | 865 | Fuat Koseoglu | TUR | 44:33 | 5:21 | 2:39:16 | 3:53 | 2:11:01 | 5:44:02 |
| 156 | 896 | Iurii Nosulenko | RUS | 39:02 | 5:22 | 3:13:53 | 4:03 | 1:41:53 | 5:44:11 |
| 157 | 878 | Oleksandr Lygin | UKR | 44:24 | 7:53 | 2:53:23 | 3:44 | 1:55:15 | 5:44:37 |
| 158 | 898 | Umut Oflaz | TUR | 49:45 | 6:37 | 2:53:13 | 4:27 | 1:51:09 | 5:45:10 |
| 159 | 877 | Justin Lizotte | AUS | 46:49 | 6:44 | 2:48:49 | 4:28 | 1:58:27 | 5:45:15 |

IRONMAN 70.3 TURKEY

Kategóriánkénti eredménylista

Férfi 35-39

| Kat.h. | Rsz | Név | Nemzet. | Swim | T1 | Bike | T2 | Run | Cél idő |
|--------|------|----------------------|---------|-------|-------|---------|-------|---------|---------|
| 160 | 781 | Arman Akhanov | KAZ | 36:10 | 6:59 | 2:51:43 | 7:17 | 2:03:31 | 5:45:39 |
| 161 | 823 | Hakan Doğu | TUR | 40:26 | 5:32 | 2:50:21 | 5:01 | 2:05:33 | 5:46:51 |
| 162 | 953 | Alexandr Tsygankov | RUS | 40:11 | 6:42 | 3:09:40 | 4:38 | 1:46:42 | 5:47:52 |
| 163 | 912 | Nikolay Patrakov | RUS | 46:50 | 8:07 | 3:00:43 | 6:46 | 1:45:32 | 5:47:57 |
| 164 | 935 | Andrei Shipenok | RUS | 39:54 | 8:03 | 3:00:37 | 4:26 | 1:56:46 | 5:49:43 |
| 165 | 964 | Siegfried Vogt | GER | 35:32 | 7:13 | 2:58:30 | 4:34 | 2:04:03 | 5:49:50 |
| 166 | 920 | Armen Pogosyan | RUS | 45:59 | 6:00 | 2:47:11 | 3:31 | 2:07:35 | 5:50:15 |
| 167 | 999 | Ilija Vojnovic | SRB | 40:25 | 7:30 | 2:42:34 | 4:17 | 2:15:41 | 5:50:24 |
| 168 | 957 | Hakkı Orçun Uzunoglu | TUR | 39:49 | 8:05 | 2:37:31 | 7:33 | 2:17:40 | 5:50:36 |
| 169 | 954 | Şevket Türel | TUR | 52:01 | 6:25 | 2:36:18 | 5:55 | 2:10:48 | 5:51:25 |
| 170 | 855 | Leonid Karavaev | RUS | 37:14 | 7:54 | 2:49:50 | 5:04 | 2:11:56 | 5:51:56 |
| 171 | 804 | Harun Bicakci | TUR | 43:40 | 6:47 | 2:54:00 | 5:04 | 2:03:30 | 5:53:00 |
| 172 | 947 | Selahattin Tanyeri | TUR | 41:09 | 7:53 | 2:58:17 | 7:00 | 2:00:35 | 5:54:50 |
| 173 | 894 | Alexey Nikitin | RUS | 44:11 | 4:41 | 2:42:44 | 3:55 | 2:19:22 | 5:54:51 |
| 174 | 868 | Anton Kulakov | RUS | 44:35 | 8:06 | 2:46:14 | 7:21 | 2:09:43 | 5:55:57 |
| 175 | 950 | Ali Tlabar | TUR | 39:18 | 7:58 | 2:56:32 | 7:03 | 2:06:15 | 5:57:04 |
| 176 | 801 | Burak Berber | TUR | 43:53 | 6:44 | 2:38:09 | 4:15 | 2:28:18 | 6:01:17 |
| 177 | 941 | Dragos State | ROU | 46:27 | 7:19 | 2:55:50 | 4:25 | 2:09:49 | 6:03:48 |
| 178 | 965 | Kurush Wadia | IND | 48:33 | 8:18 | 2:54:38 | 4:45 | 2:10:21 | 6:06:33 |
| 179 | 867 | Erdem Kulaklı | TUR | 43:33 | 10:17 | 2:48:36 | 5:51 | 2:18:38 | 6:06:53 |
| 180 | 910 | Özgü Özyiğit | BRA | 47:15 | 7:55 | 3:10:08 | 5:42 | 1:56:19 | 6:07:17 |
| 181 | 958 | Utkan Varol | TUR | 53:57 | 8:00 | 3:04:06 | 4:33 | 1:57:55 | 6:08:29 |
| 182 | 872 | Johannes Lange | GER | 51:56 | 7:05 | 2:43:26 | 6:26 | 2:19:50 | 6:08:42 |
| 183 | 944 | Nikolay Surikov | RUS | 41:13 | 8:53 | 3:11:53 | 4:44 | 2:03:15 | 6:09:56 |
| 184 | 949 | Bret Tate | EGY | 48:58 | 8:34 | 3:12:47 | 4:48 | 1:55:39 | 6:10:42 |
| 185 | 810 | Fırat Onur Çağiltay | TUR | 40:38 | 8:10 | 3:06:26 | 6:45 | 2:12:28 | 6:14:27 |
| 186 | 1410 | Sergey Smelov | RUS | 41:36 | 5:15 | 3:11:57 | 6:15 | 2:14:13 | 6:19:14 |
| 187 | 939 | Kevin Smith | RSA | 37:25 | 8:31 | 3:00:22 | 6:11 | 2:29:11 | 6:21:39 |
| 188 | 979 | Andrej Kornilov | RUS | 39:30 | 6:20 | 2:55:50 | 5:09 | 2:35:19 | 6:22:06 |
| 189 | 922 | Roman Prischepa | UKR | 43:27 | 7:54 | 3:04:33 | 8:20 | 2:20:31 | 6:24:44 |
| 190 | 790 | Emre Altuğ | TUR | 52:46 | 12:20 | 2:58:16 | 6:17 | 2:19:40 | 6:29:18 |
| 191 | 976 | Oleg Zhidilin | UKR | 42:52 | 7:00 | 3:24:35 | 5:21 | 2:11:00 | 6:30:45 |
| 192 | 871 | Andrey Kuznetsov | RUS | 50:09 | 10:07 | 3:03:58 | 5:41 | 2:22:29 | 6:32:23 |
| 193 | 1383 | Aleksei Makhrov | RUS | 48:59 | 6:39 | 3:07:35 | 4:21 | 2:26:45 | 6:34:17 |
| 194 | 882 | Baikal Maldybaev | KGZ | 39:06 | 6:01 | 2:51:58 | 4:06 | 2:53:15 | 6:34:24 |
| 195 | 846 | Andrii Huseinov | UKR | 46:43 | 10:36 | 3:06:52 | 8:07 | 2:23:25 | 6:35:41 |
| 196 | 1360 | Serkan Ocak | TUR | 38:25 | 6:28 | 3:07:01 | 8:14 | 2:38:23 | 6:38:29 |
| 197 | 959 | Andrii Washchenko | UKR | 34:23 | 8:10 | 3:19:32 | 6:17 | 2:31:11 | 6:39:32 |
| 198 | 956 | Deniz Üstündağ | TUR | 45:47 | 6:23 | 3:01:04 | 3:50 | 2:42:35 | 6:39:36 |
| 199 | 854 | Ulanbek Karakozhoyev | KAZ | 46:25 | 9:34 | 3:12:09 | 4:22 | 2:34:40 | 6:47:08 |
| 200 | 972 | Martin Zechner | AUT | - | - | - | - | 2:49:04 | 6:48:01 |
| 201 | 828 | Suat Eriş | TUR | 40:57 | 10:10 | 3:19:40 | 6:11 | 2:34:47 | 6:51:44 |
| 202 | 1412 | Pavel Kochkin | RUS | 48:10 | 13:10 | 3:15:49 | 9:01 | 2:26:28 | 6:52:37 |
| 203 | 1397 | Uteulin Ilyas | KAZ | 42:28 | 10:29 | 2:47:10 | 6:47 | 3:07:22 | 6:54:15 |
| 204 | 851 | Maksut Kaptan | TUR | 40:45 | 5:49 | 2:44:12 | 4:39 | 3:26:05 | 7:01:27 |
| 205 | 856 | Türker Karpuzoğlu | TUR | 42:59 | 7:14 | 3:27:34 | 7:46 | 2:40:12 | 7:05:43 |
| 206 | 973 | Olgun Zeydan | TUR | 48:40 | 19:03 | 3:13:55 | 11:00 | 2:59:53 | 7:32:30 |
| 207 | 885 | Brian Mccann | IRL | 46:23 | 10:25 | 3:22:53 | 6:03 | 3:09:54 | 7:35:36 |
| 1351 | | Ali Dekkiehe | FRA | 44:51 | 10:09 | 2:13:14 | 7:25 | — | — |
| 897 | | Duman Nurbayev | KAZ | 42:29 | 5:36 | 3:18:28 | 4:18 | — | — |
| 793 | | Burak Aydar | TUR | 40:14 | 7:16 | — | — | — | — |
| 780 | | Mert Ağan | TUR | 29:54 | 4:29 | 2:18:13 | 1:57 | 1:28:14 | 4:22:44 |

IRONMAN 70.3 TURKEY

Kategóriánkénti eredménylista

Férfi 40-44

| Kat.h. | Rsz | Név | Nemzet. | Swim | T1 | Bike | T2 | Run | Cél idő |
|--------|------|----------------------|---------|-------|------|---------|------|---------|---------|
| 1 | 1068 | Denis Lekomtsev | RUS | 31:52 | 3:14 | 2:12:23 | 1:53 | 1:18:57 | 4:08:16 |
| 2 | 183 | Tim Weiskat | GER | 28:12 | 3:24 | 2:09:22 | 1:49 | 1:25:42 | 4:08:27 |
| 3 | 178 | Jan Lepier | CZE | 30:43 | 3:44 | 2:10:25 | 2:02 | 1:22:06 | 4:08:58 |
| 4 | 124 | Salah Tanlay | TUR | 29:47 | 3:34 | 2:10:57 | 1:55 | 1:24:39 | 4:10:51 |
| 5 | 1082 | Alexey Nikulin | RUS | 25:18 | 3:12 | 2:14:19 | 1:55 | 1:26:43 | 4:11:25 |
| 6 | 993 | Oleg Astanin | RUS | 26:01 | 3:43 | 2:12:26 | 2:32 | 1:29:31 | 4:14:12 |
| 7 | 1087 | Arthur Ocheretny | RUS | 34:10 | 4:12 | 2:10:54 | 3:08 | 1:22:05 | 4:14:27 |
| 8 | 1101 | Matteo Sclosa | ITA | 31:13 | 3:34 | 2:15:46 | 1:52 | 1:22:07 | 4:14:29 |
| 9 | 1386 | Nuri Acar | TUR | 28:15 | 3:52 | 2:11:51 | 2:30 | 1:28:52 | 4:15:18 |
| 10 | 122 | Viktor Didenko | UKR | 30:43 | 3:40 | 2:16:17 | 3:23 | 1:24:53 | 4:18:54 |
| 11 | 293 | Thomas Stark | GER | 31:25 | 4:01 | 2:16:15 | 1:49 | 1:25:49 | 4:19:18 |
| 12 | 1344 | Petr Zajicek | CZE | 31:11 | 3:04 | 2:16:55 | 2:21 | 1:25:49 | 4:19:18 |
| 13 | 250 | Paolo La Placa | ITA | 31:29 | 3:36 | 2:15:18 | 2:30 | 1:27:09 | 4:20:01 |
| 14 | 997 | Albert Banus Sado | ESP | 31:20 | 3:59 | 2:16:04 | 2:56 | 1:27:37 | 4:21:54 |
| 15 | 1373 | Daniele Veronese | ITA | 31:56 | 4:12 | 2:19:34 | 2:25 | 1:24:21 | 4:22:27 |
| 16 | 168 | Amir Bazarbachi | SUI | 30:31 | 3:32 | 2:15:46 | 2:12 | 1:31:07 | 4:23:07 |
| 17 | 985 | Charles Althey | FRA | 40:46 | 3:59 | 2:14:15 | 1:57 | 1:22:35 | 4:23:30 |
| 18 | 296 | Mateusz Walczak | POL | 30:36 | 3:25 | 2:11:56 | 2:04 | 1:36:51 | 4:24:50 |
| 19 | 1358 | Robert Siwirski | POL | 34:31 | 3:38 | 2:18:27 | 2:34 | 1:26:44 | 4:25:53 |
| 20 | 123 | Peter Kniz | SVK | 28:18 | 3:40 | 2:25:40 | 2:05 | 1:27:29 | 4:27:10 |
| 21 | 184 | Grzegorz Wiczorek | POL | 28:02 | 3:24 | 2:20:00 | 2:10 | 1:33:59 | 4:27:32 |
| 22 | 169 | Oleksandr Bedniuk | UKR | 33:27 | 3:15 | 2:17:56 | 1:57 | 1:31:19 | 4:27:53 |
| 23 | 245 | Gregory Durand | FRA | 33:15 | 4:26 | 2:21:03 | 2:22 | 1:27:21 | 4:28:26 |
| 24 | 255 | Umit Vatansever | TUR | 29:50 | 3:43 | 2:13:20 | 2:21 | 1:39:33 | 4:28:45 |
| 25 | 173 | Enzo Fascinato | ARG | 31:32 | 3:57 | 2:22:28 | 1:58 | 1:29:06 | 4:29:00 |
| 26 | 172 | Jens Ellermann | GER | 31:22 | 3:07 | 2:23:36 | 2:04 | 1:29:09 | 4:29:16 |
| 27 | 1106 | Vitaly Spassky | RUS | 34:47 | 6:29 | 2:14:32 | 2:20 | 1:32:05 | 4:30:10 |
| 28 | 181 | Aleksey Shloyda | RUS | 34:51 | 4:24 | 2:19:58 | 3:25 | 1:27:45 | 4:30:20 |
| 29 | 1108 | Nariman Tazari | RUS | 33:45 | 4:02 | 2:19:23 | 2:12 | 1:31:08 | 4:30:29 |
| 30 | 303 | Giovanni Accetturo | ITA | 32:30 | 3:48 | 2:21:47 | 2:32 | 1:32:00 | 4:32:36 |
| 31 | 991 | Sabahattin Artuker | TUR | 38:00 | 4:20 | 2:24:53 | 3:46 | 1:22:35 | 4:33:33 |
| 32 | 174 | Richard Holmes | GBR | 37:35 | 4:10 | 2:20:30 | 2:08 | 1:29:15 | 4:33:36 |
| 33 | 1079 | David Morgeau | FRA | 38:48 | 4:13 | 2:16:35 | 3:18 | 1:30:54 | 4:33:46 |
| 34 | 1398 | Valery Gerashchenko | RUS | 32:53 | 3:52 | 2:19:01 | 2:14 | 1:36:42 | 4:34:39 |
| 35 | 170 | Jerome Burdet | SUI | 33:05 | 4:35 | 2:16:42 | 2:02 | 1:38:18 | 4:34:40 |
| 36 | 1112 | Alexander Tsapkov | RUS | 34:27 | 3:23 | 2:23:49 | 2:34 | 1:30:46 | 4:34:57 |
| 37 | 1076 | Samuel Martos | ESP | 30:53 | 4:56 | 2:19:39 | 3:48 | 1:36:52 | 4:36:05 |
| 38 | 171 | Honly Cantero | CUB | 35:21 | 4:26 | 2:17:59 | 2:41 | 1:36:08 | 4:36:34 |
| 39 | 1053 | Barış Kiliçkaya | TUR | 37:44 | 6:08 | 2:25:12 | 3:22 | 1:24:39 | 4:37:04 |
| 40 | 248 | Juris Jansons | LAT | 35:58 | 4:12 | 2:18:25 | 2:29 | 1:36:05 | 4:37:07 |
| 41 | 182 | Emanuel Strüber | GER | 31:13 | 4:10 | 2:21:49 | 3:18 | 1:36:41 | 4:37:09 |
| 42 | 1024 | Mathieu Dussartre | FRA | 31:40 | 4:18 | 2:19:17 | 4:37 | 1:38:15 | 4:38:05 |
| 43 | 252 | Stavros Panagopoulos | GRE | 36:16 | 5:02 | 2:17:06 | 2:44 | 1:37:01 | 4:38:06 |
| 44 | 1105 | Marco Sorgente | ITA | 31:36 | 4:58 | 2:18:13 | 3:57 | 1:39:29 | 4:38:10 |
| 45 | 1059 | Lukasz Komierowski | POL | 38:54 | 4:00 | 2:21:25 | 3:08 | 1:31:47 | 4:39:12 |
| 46 | 240 | Lee Barnfield | GBR | 31:48 | 4:41 | 2:20:28 | 3:02 | 1:39:35 | 4:39:32 |
| 47 | 167 | Osama Al-Adhamy | IRQ | 32:25 | 3:34 | 2:24:06 | 3:14 | 1:36:28 | 4:39:45 |
| 48 | 1056 | Safak Koc | TUR | 33:45 | 3:32 | 2:22:01 | 2:08 | 1:38:43 | 4:40:06 |
| 49 | 318 | Gracjan Topczewski | POL | 34:07 | 3:47 | 2:18:50 | 2:12 | 1:41:24 | 4:40:17 |
| 50 | 1041 | Dominik Issler | SUI | 28:41 | 4:35 | 2:29:06 | 3:19 | 1:34:43 | 4:40:22 |
| 51 | 311 | Dmitry Kalinin | RUS | 38:00 | 5:00 | 2:25:33 | 2:23 | 1:29:37 | 4:40:30 |
| 52 | 1104 | Grzegorz Slominski | POL | 32:37 | 4:44 | 2:20:03 | 3:08 | 1:40:36 | 4:41:06 |
| 53 | 299 | Alper Akcan | TUR | 36:39 | 4:29 | 2:19:38 | 3:07 | 1:37:40 | 4:41:31 |

IRONMAN 70.3 TURKEY

Kategóriánkénti eredménylista

Férfi 40-44

| Kat.h. | Rsz | Név | Nemzet. | Swim | T1 | Bike | T2 | Run | Cél idő |
|--------|------|----------------------|---------|-------|------|---------|------|---------|---------|
| 54 | 1081 | Stephen Nibloe | GBR | 34:50 | 4:56 | 2:21:55 | 2:38 | 1:37:33 | 4:41:49 |
| 55 | 179 | Thomas Musialik | GER | 38:16 | 5:19 | 2:23:25 | 2:32 | 1:33:45 | 4:43:15 |
| 56 | 246 | Nikodem Iskra | POL | 37:24 | 4:33 | 2:15:56 | 2:44 | 1:42:59 | 4:43:35 |
| 57 | 1355 | Grzegorz Pogodzinski | POL | 33:04 | 5:02 | 2:22:53 | 3:29 | 1:39:19 | 4:43:46 |
| 58 | 176 | Sergey Korobov | RUS | 35:12 | 4:03 | 2:25:31 | 2:19 | 1:37:14 | 4:44:18 |
| 59 | 1067 | Emil Laugal | EST | 35:33 | 3:35 | 2:29:32 | 2:38 | 1:33:30 | 4:44:47 |
| 60 | 1071 | Constantin Macovei | ROU | 28:41 | 4:30 | 2:28:21 | 2:51 | 1:40:58 | 4:45:20 |
| 61 | 1097 | Mark Richardson | GBR | 30:39 | 4:48 | 2:22:16 | 3:39 | 1:44:16 | 4:45:36 |
| 62 | 1000 | Onay Bayram | TUR | 35:04 | 4:13 | 2:20:16 | 2:45 | 1:43:33 | 4:45:50 |
| 63 | 254 | Arkin Siktasli | TUR | 34:23 | 4:44 | 2:22:51 | 2:54 | 1:44:11 | 4:49:01 |
| 64 | 980 | Alper Adaş | TUR | 36:52 | 6:27 | 2:25:56 | 2:40 | 1:37:39 | 4:49:32 |
| 65 | 1049 | Andrey Khalyapin | KAZ | 34:01 | 5:55 | 2:26:56 | 4:33 | 1:38:30 | 4:49:53 |
| 66 | 1102 | Serdar Selisik | TUR | 34:18 | 5:03 | 2:19:54 | 2:56 | 1:48:02 | 4:50:12 |
| 67 | 306 | Mykola Siutkin | UKR | 33:43 | 5:33 | 2:22:17 | 3:13 | 1:45:38 | 4:50:23 |
| 68 | 1022 | Brano Dugas | SVK | 37:04 | 5:58 | 2:32:09 | 4:45 | 1:30:36 | 4:50:30 |
| 69 | 247 | Stanislaw Janowski | POL | 37:34 | 3:57 | 2:24:41 | 3:23 | 1:41:24 | 4:50:57 |
| 70 | 1002 | Ahmet Berber | TUR | 33:36 | 7:14 | 2:21:18 | 4:05 | 1:45:03 | 4:51:15 |
| 71 | 1353 | Andreas Biffiger | SUI | 32:47 | 4:41 | 2:19:58 | 2:38 | 1:51:42 | 4:51:43 |
| 72 | 1050 | Artem Khizbulin | RUS | 38:59 | 5:15 | 2:30:05 | 3:10 | 1:34:50 | 4:52:18 |
| 73 | 1064 | Dmytro Kosonohov | UKR | 36:34 | 6:03 | 2:23:05 | 3:27 | 1:43:55 | 4:53:01 |
| 74 | 1051 | Sergey Khlopov | RUS | 39:07 | 6:32 | 2:26:54 | 3:11 | 1:37:22 | 4:53:04 |
| 75 | 1114 | Tarkan Tuncel | TUR | 39:39 | 7:14 | 2:25:12 | 4:45 | 1:36:18 | 4:53:06 |
| 76 | 1038 | Fatih Volkan Ileri | TUR | 31:26 | 3:52 | 2:33:33 | 4:09 | 1:40:46 | 4:53:44 |
| 77 | 243 | Gerardo Casciano | SUI | 37:06 | 3:40 | 2:20:05 | 2:55 | 1:50:25 | 4:54:10 |
| 78 | 1091 | Alexander Pavlov | RUS | 31:43 | 4:34 | 2:28:44 | 2:44 | 1:46:36 | 4:54:19 |
| 79 | 1016 | Darek Ćwik | POL | 35:26 | 5:08 | 2:36:17 | 2:38 | 1:35:17 | 4:54:44 |
| 80 | 286 | Yury Popov | RUS | 39:54 | 4:52 | 2:26:52 | 3:12 | 1:40:02 | 4:54:51 |
| 81 | 1086 | Nurzhan Nurmaganov | KAZ | 35:33 | 7:02 | 2:26:51 | 3:13 | 1:42:29 | 4:55:04 |
| 82 | 1411 | Nikolay Vasiliev | RUS | 36:48 | 4:03 | 2:28:38 | 5:22 | 1:41:40 | 4:56:29 |
| 83 | 244 | Alex Clements | GBR | 38:25 | 4:34 | 2:30:38 | 3:47 | 1:39:19 | 4:56:41 |
| 84 | 990 | Cenk Arslan | TUR | 35:37 | 4:08 | 2:30:27 | 3:54 | 1:43:27 | 4:57:31 |
| 85 | 185 | Onur Yavuz | TUR | 38:34 | 5:15 | 2:36:47 | 3:31 | 1:35:06 | 4:59:12 |
| 86 | 1099 | Māris Rudens | LAT | 40:27 | 5:26 | 2:32:00 | 3:27 | 1:38:28 | 4:59:47 |
| 87 | 1085 | Ivan Novokhatsky | RUS | 33:30 | 5:39 | 2:23:42 | 4:03 | 1:53:51 | 5:00:43 |
| 88 | 1124 | Oleksii Kosonohov | UKR | 37:31 | 5:14 | 2:23:34 | 3:32 | 1:51:31 | 5:01:20 |
| 89 | 982 | Mehmet Öner Akten | TUR | 34:49 | 7:13 | 2:32:28 | 2:40 | 1:44:50 | 5:01:59 |
| 90 | 1039 | Mehmet Ilgen | TUR | 39:50 | 7:45 | 2:32:41 | 2:48 | 1:40:28 | 5:03:30 |
| 91 | 1047 | Heinrich Karpin | RUS | 33:24 | 5:08 | 2:37:05 | 3:33 | 1:44:33 | 5:03:42 |
| 92 | 1121 | Pawel Zdort | POL | 39:42 | 4:38 | 2:25:11 | 3:40 | 1:50:39 | 5:03:48 |
| 93 | 1014 | Tom Cronin | IRL | 40:00 | 6:06 | 2:28:44 | 4:38 | 1:44:29 | 5:03:55 |
| 94 | 1066 | Emmanuel Lamprou | GRE | 38:13 | 4:08 | 2:28:51 | 3:36 | 1:51:20 | 5:06:05 |
| 95 | 1070 | Löki Istvan | HUN | 37:13 | 6:27 | 2:32:26 | 3:42 | 1:46:44 | 5:06:29 |
| 96 | 1034 | Timuçin Gülaç | TUR | 28:20 | 5:46 | 2:27:29 | 4:02 | 2:01:05 | 5:06:41 |
| 97 | 1005 | Alexander Bunting | GER | 32:56 | 5:09 | 2:47:42 | 3:03 | 1:38:45 | 5:07:34 |
| 98 | 1107 | Remi Tabary | FRA | 37:50 | 4:57 | 2:39:05 | 3:12 | 1:42:35 | 5:07:37 |
| 99 | 1011 | Denis Chaikin | RUS | 32:35 | 5:16 | 2:38:49 | 3:31 | 1:47:29 | 5:07:37 |
| 100 | 1036 | Jonathan Harvey | GBR | 32:41 | 5:34 | 2:34:13 | 3:21 | 1:52:18 | 5:08:05 |
| 101 | 1120 | Dmitry Zakomyrdin | RUS | - | - | - | - | 1:16:45 | 5:10:24 |
| 102 | 1365 | Andrey Potapov | RUS | 39:26 | 7:08 | 2:38:14 | 5:32 | 1:40:12 | 5:10:31 |
| 103 | 996 | Georges Baaklini | LIB | 39:52 | 5:24 | 2:33:48 | 2:48 | 1:49:38 | 5:11:29 |
| 104 | 1109 | Niall Tierney | IRL | 42:43 | 5:21 | 2:33:28 | 4:15 | 1:45:45 | 5:11:29 |
| 105 | 177 | Adam Kupiec | POL | 43:43 | 5:42 | 2:34:53 | 4:06 | 1:43:50 | 5:12:11 |
| 106 | 1006 | Ahmet Kursad Canakci | TUR | 42:57 | 7:25 | 2:36:12 | 4:59 | 1:42:10 | 5:13:40 |

IRONMAN 70.3 TURKEY

Kategóriánkénti eredménylista

Férfi 40-44

| Kat.h. | Rsz | Név | Nemzet. | Swim | T1 | Bike | T2 | Run | Cél idő |
|--------|------|----------------------|---------|-------|-------|---------|------|---------|---------|
| 107 | 317 | DAVID DOBIAS | CZE | 32:06 | 4:35 | 2:24:50 | 3:34 | 2:08:49 | 5:13:51 |
| 108 | 283 | Dmitry Rasskazov | UKR | 40:43 | 5:36 | 2:30:22 | 5:14 | 1:52:18 | 5:14:11 |
| 109 | 256 | Igor Zbyshko | UKR | 42:47 | 6:55 | 2:31:27 | 4:00 | 1:49:15 | 5:14:21 |
| 110 | 1123 | Aleksandr Golota | RUS | 33:45 | 5:23 | 2:25:11 | 5:06 | 2:07:13 | 5:16:36 |
| 111 | 1031 | Serdar Gezgin | TUR | 39:56 | 5:08 | 2:29:14 | 3:09 | 2:01:52 | 5:19:17 |
| 112 | 992 | Selim Asar | GER | 37:57 | 11:16 | 2:34:44 | 5:21 | 1:51:34 | 5:20:49 |
| 113 | 1095 | Dmitry Poymanov | RUS | 32:13 | 8:04 | 2:46:40 | 6:56 | 1:47:20 | 5:21:11 |
| 114 | 981 | Vladimir Afonkin | RUS | 41:23 | 5:01 | 2:38:45 | 2:44 | 1:54:06 | 5:21:56 |
| 115 | 1032 | Marc Gonzalez | FRA | 37:03 | 5:15 | 2:37:23 | 3:28 | 1:59:22 | 5:22:29 |
| 116 | 1115 | Kevin Van Gisbergen | CAN | 36:46 | 5:50 | 2:44:20 | 3:11 | 1:52:45 | 5:22:50 |
| 117 | 1088 | Sergey Odnosteblets | RUS | 37:55 | 5:34 | 2:44:50 | 3:23 | 1:51:12 | 5:22:52 |
| 118 | 995 | Deniz Aytekin | TUR | 37:48 | 6:52 | 2:42:47 | 6:17 | 1:49:14 | 5:22:56 |
| 119 | 1077 | Matar Marwan | LIB | 34:11 | 4:53 | 2:41:53 | 2:48 | 1:59:13 | 5:22:58 |
| 120 | 1074 | Shane Manning | AUS | 34:50 | 4:58 | 2:28:50 | 5:36 | 2:09:49 | 5:24:01 |
| 121 | 1025 | Alexandru Dutu | ROU | 39:58 | 5:43 | 2:40:49 | 4:35 | 1:53:04 | 5:24:08 |
| 122 | 1083 | Andrey Nor-Arevyan | RUS | 41:05 | 4:13 | 2:46:35 | 4:49 | 1:47:43 | 5:24:23 |
| 123 | 1009 | Mathieu Cardinaux | SUI | 41:05 | 4:40 | 2:37:57 | 3:22 | 1:58:46 | 5:25:48 |
| 124 | 241 | Stanislas Bechlitch | FRA | 40:39 | 6:39 | 2:28:40 | 5:21 | 2:05:50 | 5:27:07 |
| 125 | 1119 | Can Yilmazkaya | TUR | 37:02 | 5:12 | 2:49:06 | 2:50 | 1:53:04 | 5:27:13 |
| 126 | 986 | Ulas Altug | TUR | 42:45 | 8:52 | 2:37:06 | 5:52 | 1:53:40 | 5:28:14 |
| 127 | 1046 | Konstantin Kamyshnyy | RUS | 36:29 | 5:41 | 2:46:41 | 3:26 | 1:56:44 | 5:29:01 |
| 128 | 1113 | Khac Tuan Duong | DEN | 48:18 | 4:59 | 2:26:50 | 5:57 | 2:03:02 | 5:29:04 |
| 129 | 1054 | Alpaslan Kiriş | TUR | 39:05 | 8:19 | 2:42:42 | 3:07 | 1:56:07 | 5:29:19 |
| 130 | 1364 | Hajdu Imre | HUN | 47:21 | 6:25 | 2:51:17 | 3:10 | 1:43:10 | 5:31:21 |
| 131 | 1069 | Tomasz Liberka | POL | 43:04 | 4:25 | 2:41:11 | 3:22 | 1:59:26 | 5:31:26 |
| 132 | 1098 | William Ross | GBR | 44:37 | 8:17 | 2:56:46 | 4:10 | 1:38:48 | 5:32:35 |
| 133 | 983 | Khaled Al Khalifa | BRN | 39:41 | 4:53 | 2:39:34 | 3:00 | 2:05:30 | 5:32:36 |
| 134 | 1061 | Alexander Korotenko | RUS | 41:25 | 7:08 | 2:43:15 | 4:43 | 1:56:51 | 5:33:22 |
| 135 | 1017 | Alper Daldal | TUR | 43:23 | 7:24 | 2:37:13 | 6:50 | 1:59:45 | 5:34:34 |
| 136 | 1089 | Cavit Oral | TUR | 40:35 | 7:18 | 2:48:13 | 3:43 | 1:56:21 | 5:36:09 |
| 137 | 998 | Baran Özhan Baykal | TUR | 40:53 | 6:26 | 2:38:26 | 4:09 | 2:06:17 | 5:36:11 |
| 138 | 1368 | Xavier Dothee | BEL | 35:51 | 5:54 | 2:40:11 | 2:52 | 2:11:36 | 5:36:22 |
| 139 | 1043 | Bradford Jones | RSA | 41:48 | 5:58 | 2:45:47 | 4:13 | 1:59:58 | 5:37:42 |
| 140 | 1013 | Daniel Cortenraad | NED | 39:13 | 6:51 | 2:38:16 | 5:11 | 2:08:18 | 5:37:47 |
| 141 | 1020 | Timur Djangirov | UZB | 49:09 | 7:42 | 2:41:14 | 3:57 | 1:55:48 | 5:37:48 |
| 142 | 1065 | Valentin Kruk | UKR | 38:37 | 6:34 | 2:47:23 | 4:50 | 2:02:12 | 5:39:34 |
| 143 | 989 | Victor Argunov | RUS | 41:18 | 5:13 | 2:48:53 | 2:52 | 2:01:49 | 5:40:03 |
| 144 | 251 | Önder Özyılmaz | TUR | 52:14 | 6:08 | 2:51:25 | 2:41 | 1:47:50 | 5:40:17 |
| 145 | 1062 | Sergey Korotenko | RUS | 43:34 | 6:48 | 2:50:50 | 3:27 | 1:56:13 | 5:40:50 |
| 146 | 1007 | Cenk Cankurtaran | TUR | 41:04 | 11:56 | 2:46:42 | 6:11 | 1:55:33 | 5:41:25 |
| 147 | 1010 | Burak Celet | TUR | 37:08 | 6:23 | 2:34:42 | 3:10 | 2:20:16 | 5:41:37 |
| 148 | 1075 | Michael Mark | DEN | 40:56 | 4:57 | 2:31:47 | 4:03 | 2:20:22 | 5:42:02 |
| 149 | 1042 | Ali Jalal | JOR | 47:40 | 6:52 | 2:39:01 | 5:48 | 2:03:03 | 5:42:23 |
| 150 | 988 | Kenneth Argueta | IRL | 37:27 | 4:31 | 2:39:59 | 3:25 | 2:17:10 | 5:42:30 |
| 151 | 1093 | Nikolay Polyanskiy | RUS | 38:56 | 6:19 | 2:48:10 | 5:49 | 2:03:36 | 5:42:48 |
| 152 | 1100 | Mert Saltik | TUR | 39:22 | 6:09 | 2:51:13 | 5:40 | 2:01:19 | 5:43:42 |
| 153 | 1080 | Mikhail Nenyukov | RUS | 45:44 | 4:56 | 2:50:58 | 4:04 | 1:58:26 | 5:44:07 |
| 154 | 1052 | Rami Kilani | JOR | 32:50 | 9:17 | 3:00:02 | 6:47 | 1:56:28 | 5:45:23 |
| 155 | 1118 | Dogus Yanbuloglu | TUR | 36:18 | 4:24 | 2:54:56 | 3:41 | 2:06:08 | 5:45:26 |
| 156 | 1094 | Aleksandr Popov | RUS | 44:56 | 7:43 | 2:47:09 | 7:08 | 1:59:00 | 5:45:54 |
| 157 | 1048 | Christian Kempelmann | GER | 32:01 | 4:30 | 2:30:54 | 5:19 | 2:33:26 | 5:46:08 |
| 158 | 1117 | Thomas Wohlfender | CHI | 44:03 | 4:42 | 2:39:54 | 5:23 | 2:12:24 | 5:46:25 |
| 159 | 1029 | Doğan Yavuz Fero | TUR | 40:17 | 7:21 | 2:50:46 | 4:36 | 2:03:46 | 5:46:44 |

IRONMAN 70.3 TURKEY

Kategóriánkénti eredménylista

Férfi 40-44

| Kat.h. | Rsz | Név | Nemzet. | Swim | T1 | Bike | T2 | Run | Cél idő |
|--------|------|---------------------|---|-------|-------|---------|-------|---------|---------|
| 160 | 1063 | Onur Koseoglu | TUR  | - | - | 2:42:05 | 4:23 | 1:59:32 | 5:48:51 |
| 161 | 1028 | Harun Ron Evcimen | TUR  | 45:35 | 6:55 | 2:37:47 | 4:21 | 2:15:02 | 5:49:38 |
| 162 | 1111 | Gani Toxanbayev | KAZ  | 41:36 | 6:01 | 2:52:26 | 6:52 | 2:02:58 | 5:49:51 |
| 163 | 1354 | Marc Meyers | LUX  | 38:38 | 8:29 | 2:57:46 | 5:45 | 1:59:35 | 5:50:12 |
| 164 | 1073 | Mikhail Mamuta | RUS  | 46:20 | 6:40 | 2:58:47 | 7:44 | 1:51:02 | 5:50:31 |
| 165 | 1084 | Yuriy Novikov | RUS  | 44:53 | 6:04 | 2:54:56 | 5:50 | 1:59:32 | 5:51:13 |
| 166 | 1058 | Aleksandr Komarov | RUS  | 43:25 | 10:10 | 2:49:24 | 5:26 | 2:03:45 | 5:52:08 |
| 167 | 1096 | Arnis Pucins | LAT  | - | - | 2:51:14 | 6:17 | 1:57:50 | 5:53:57 |
| 168 | 1343 | Sevag Demerjian | LIB  | 27:16 | 4:54 | 2:55:09 | 3:52 | 2:25:03 | 5:56:13 |
| 169 | 1026 | Ferdi Er | TUR  | 44:18 | 6:46 | 3:04:43 | 6:32 | 1:55:18 | 5:57:35 |
| 170 | 1057 | Sven Kölsch | GER  | 36:48 | 7:59 | 2:42:45 | 4:29 | 2:28:20 | 6:00:19 |
| 171 | 1122 | Ali Ersin Zumrutbas | TUR  | 43:39 | 8:24 | 2:54:21 | 7:12 | 2:10:40 | 6:04:14 |
| 172 | 1090 | Volodymyr Parfonov | UKR  | 40:01 | 10:18 | 2:20:53 | 4:42 | 2:48:57 | 6:04:50 |
| 173 | 1003 | Vadim Bondar | RUS  | 47:30 | 7:17 | 3:02:04 | 7:50 | 2:02:47 | 6:07:26 |
| 174 | 1103 | Fatih Seyhan | TUR  | 48:29 | 10:00 | 2:57:12 | 5:12 | 2:07:04 | 6:07:55 |
| 175 | 1060 | Evgeniy Kondrashin | RUS  | 45:18 | 8:50 | 2:59:58 | 4:56 | 2:11:13 | 6:10:13 |
| 176 | 984 | Ahmad Al-Alem | JOR  | 46:11 | 5:18 | 2:53:21 | 6:48 | 2:20:18 | 6:11:54 |
| 177 | 253 | Simon Reynolds | GBR  | 43:06 | 8:11 | 3:16:50 | 5:20 | 1:58:53 | 6:12:17 |
| 178 | 1015 | Vincenzo Cutulle | ITA  | 48:50 | 5:22 | 2:44:31 | 6:21 | 2:27:38 | 6:12:40 |
| 179 | 987 | Khachik Ambaryan | RUS  | 45:06 | 7:06 | 2:57:48 | 5:27 | 2:17:16 | 6:12:41 |
| 180 | 1382 | Tuna Özken | TUR  | 57:18 | 8:19 | 3:03:25 | 5:11 | 1:58:54 | 6:13:04 |
| 181 | 1019 | Serhat Diker | TUR  | 45:49 | 12:00 | 3:07:39 | 5:11 | 2:18:46 | 6:29:23 |
| 182 | 1072 | Volkan Madra | TUR  | 46:20 | 8:44 | 2:56:10 | 7:11 | 2:33:55 | 6:32:18 |
| 183 | 1078 | Jerry Mayo | USA  | 57:29 | 8:20 | 2:52:13 | 6:46 | 2:28:54 | 6:33:40 |
| 184 | 994 | Levent Atmaca | TUR  | 56:23 | 10:13 | 3:15:21 | 5:18 | 2:06:50 | 6:34:04 |
| 185 | 1040 | G Barış Ince | TUR  | 38:10 | 9:28 | 3:01:07 | 16:36 | 2:33:15 | 6:38:36 |
| 186 | 1001 | Mohamed Benyahia | MAR  | 44:52 | 14:51 | 3:17:33 | 5:09 | 2:21:02 | 6:43:25 |
| 187 | 1021 | Thomas Du Plessis | GBR  | 56:39 | 9:56 | 3:05:07 | 7:36 | 2:25:33 | 6:44:50 |
| 188 | 1004 | Guntis Buks | LAT  | 38:56 | 9:27 | 3:00:04 | 8:48 | 2:51:25 | 6:48:39 |
| | 282 | Marko Pavlovic | SRB  | 40:41 | 4:25 | 2:25:09 | 6:09 | - | - |
| | 287 | Mark Julier | GBR  | 28:46 | 3:25 | - | - | - | - |
| | 281 | SEMIH BAYCAN | TUR  | 35:01 | 5:57 | 2:22:30 | 3:46 | 1:05:01 | 4:12:13 |

IRONMAN 70.3 TURKEY

Kategóriánkénti eredménylista

Férfi 45-49

| Kat.h. | Rsz | Név | Nemzet. | Swim | T1 | Bike | T2 | Run | Cél idő |
|--------|------|------------------------|---------|-------|------|---------|------|---------|---------|
| 1 | 288 | Yannick Antoine | BEL | 30:51 | 3:17 | 2:09:34 | 2:00 | 1:17:18 | 4:02:58 |
| 2 | 1204 | Dzmitry Talkachou | BLR | 29:11 | 3:17 | 2:11:05 | 2:00 | 1:25:53 | 4:11:25 |
| 3 | 196 | Alexander Leibinger | GER | 29:55 | 3:47 | 2:10:49 | 2:22 | 1:28:38 | 4:15:29 |
| 4 | 1213 | Paul Van Den Boogaert | BEL | 29:28 | 3:40 | 2:13:07 | 2:20 | 1:28:31 | 4:17:05 |
| 5 | 195 | Uros Kepic | SLO | 31:46 | 3:42 | 2:14:52 | 2:20 | 1:24:50 | 4:17:29 |
| 6 | 313 | Simon Tinkler | GBR | 31:57 | 3:20 | 2:15:57 | 2:30 | 1:25:13 | 4:18:56 |
| 7 | 315 | Jacek Podoba | POL | 29:45 | 3:55 | 2:17:40 | 2:27 | 1:26:24 | 4:20:09 |
| 8 | 1197 | Marcin Sobczak | POL | 32:03 | 3:36 | 2:16:38 | 2:13 | 1:26:04 | 4:20:31 |
| 9 | 126 | Stefan Glaser | GER | 32:13 | 3:14 | 2:13:59 | 1:50 | 1:31:16 | 4:22:30 |
| 10 | 1139 | Massimo Beretta | ITA | 30:37 | 4:10 | 2:19:09 | 1:57 | 1:26:52 | 4:22:43 |
| 11 | 1184 | Benny Peeters | BEL | 31:41 | 3:38 | 2:15:25 | 2:10 | 1:30:59 | 4:23:51 |
| 12 | 1182 | Jason Parr | GBR | 30:36 | 4:06 | 2:19:30 | 3:13 | 1:27:09 | 4:24:32 |
| 13 | 128 | Tomas Tychler | CZE | 33:58 | 3:50 | 2:16:59 | 2:11 | 1:30:54 | 4:27:50 |
| 14 | 309 | Damien Derossi | FRA | 32:04 | 4:06 | 2:21:49 | 1:51 | 1:30:16 | 4:30:05 |
| 15 | 199 | Lewis Waterworth | IRL | 31:04 | 4:16 | 2:15:14 | 2:17 | 1:38:00 | 4:30:49 |
| 16 | 201 | Pascal Zimmermann | SUI | 33:55 | 3:27 | 2:16:27 | 2:00 | 1:35:59 | 4:31:46 |
| 17 | 1162 | Andreas Hüren | GER | 28:24 | 3:35 | 2:22:22 | 3:03 | 1:37:08 | 4:34:31 |
| 18 | 202 | Grigory Zotov | RUS | 33:47 | 4:12 | 2:17:52 | 2:25 | 1:36:25 | 4:34:40 |
| 19 | 193 | Richard Collins | GBR | 35:51 | 3:56 | 2:18:22 | 2:31 | 1:34:16 | 4:34:54 |
| 20 | 1143 | Wim Bresseleers | BEL | 32:07 | 4:15 | 2:21:54 | 3:39 | 1:36:52 | 4:38:45 |
| 21 | 1187 | Holger Pollmeier | GER | 31:46 | 3:55 | 2:20:49 | 2:55 | 1:40:23 | 4:39:47 |
| 22 | 280 | Filippo Furlanetto | ITA | 31:19 | 4:03 | 2:20:21 | 3:34 | 1:41:11 | 4:40:26 |
| 23 | 1147 | Cem Dagdelen | TUR | 35:41 | 4:42 | 2:25:00 | 2:29 | 1:33:46 | 4:41:36 |
| 24 | 191 | Yevgen Borysenko | UKR | 34:39 | 3:47 | 2:20:12 | 2:01 | 1:43:01 | 4:43:37 |
| 25 | 188 | Jonas Asplund | SWE | 35:00 | 4:42 | 2:12:43 | 2:19 | 1:49:29 | 4:44:12 |
| 26 | 1149 | Andy De Jaegere | BEL | 38:03 | 5:46 | 2:25:49 | 4:06 | 1:30:47 | 4:44:29 |
| 27 | 1135 | Ulvi Aslanzade | AZE | 37:30 | 6:18 | 2:28:55 | 3:14 | 1:28:51 | 4:44:46 |
| 28 | 259 | Sven Moryson | GER | 36:31 | 4:35 | 2:22:24 | 2:53 | 1:39:28 | 4:45:50 |
| 29 | 1175 | Mads Moth Mcewan | DEN | 37:34 | 4:20 | 2:24:29 | 2:22 | 1:37:33 | 4:46:16 |
| 30 | 1402 | Tolga Alpagot | TUR | 35:05 | 4:53 | 2:25:24 | 3:21 | 1:37:38 | 4:46:19 |
| 31 | 129 | Marcus Booster Ziemann | GER | 37:04 | 6:26 | 2:15:44 | 2:50 | 1:49:14 | 4:51:17 |
| 32 | 1171 | Igor Kuzmin | RUS | 36:36 | 3:43 | 2:26:34 | 2:33 | 1:42:06 | 4:51:30 |
| 33 | 189 | Nicholas Baddour | LIB | 30:49 | 4:43 | 2:27:20 | 2:49 | 1:45:55 | 4:51:34 |
| 34 | 1407 | Ali Riza Bilal | TUR | 35:42 | 3:53 | 2:23:57 | 2:44 | 1:46:07 | 4:52:22 |
| 35 | 200 | Max Winther | DEN | 31:44 | 5:26 | 2:25:21 | 3:20 | 1:46:46 | 4:52:35 |
| 36 | 1216 | Heinrich Welthagen | RSA | 37:52 | 5:08 | 2:26:41 | 3:03 | 1:41:09 | 4:53:52 |
| 37 | 258 | Kerim Cakmak | TUR | 33:13 | 4:45 | 2:34:28 | 2:41 | 1:38:47 | 4:53:53 |
| 38 | 187 | Onder Anilturk | TUR | 39:15 | 5:51 | 2:30:18 | 2:37 | 1:36:30 | 4:54:29 |
| 39 | 194 | Carl Dunn | GBR | 36:51 | 4:37 | 2:22:08 | 2:32 | 1:48:49 | 4:54:55 |
| 40 | 1418 | Vyacheslav Garanin | KAZ | 32:01 | 4:22 | 2:30:48 | 2:38 | 1:45:43 | 4:55:30 |
| 41 | 198 | Nick Ripley | GBR | 31:02 | 4:41 | 2:25:38 | 3:15 | 1:51:36 | 4:56:11 |
| 42 | 1345 | Stéphane Lillo | FRA | 33:47 | 6:18 | 2:32:14 | 2:29 | 1:42:36 | 4:57:22 |
| 43 | 186 | Ian Allen | GBR | 32:15 | 4:44 | 2:31:20 | 2:53 | 1:46:37 | 4:57:46 |
| 44 | 1161 | Ulrich Hass | GER | 34:22 | 4:17 | 2:25:34 | 4:18 | 1:49:50 | 4:58:20 |
| 45 | 1154 | Alexander Filatov | RUS | 37:20 | 5:27 | 2:33:35 | 2:34 | 1:40:27 | 4:59:21 |
| 46 | 1129 | Ertunc Akdogan | TUR | 30:41 | 5:21 | 2:26:58 | 2:56 | 1:54:44 | 5:00:38 |
| 47 | 127 | Tomas Pritasil | CZE | 42:20 | 4:22 | 2:27:46 | 4:27 | 1:41:50 | 5:00:44 |
| 48 | 1181 | Cagan Oztuna | TUR | 38:28 | 5:06 | 2:30:02 | 3:08 | 1:44:12 | 5:00:53 |
| 49 | 1155 | Sergey Filatov | RUS | 37:37 | 5:14 | 2:33:33 | 2:33 | 1:43:28 | 5:02:23 |
| 50 | 1376 | vittorio cellini | ITA | 28:40 | 4:01 | 2:26:46 | 3:16 | 2:01:10 | 5:03:52 |
| 51 | 262 | Vladimir Shapenko | RUS | 33:01 | 4:48 | 2:31:35 | 4:42 | 1:50:09 | 5:04:13 |
| 52 | 1220 | Andrey Zhadan | RUS | 38:08 | 5:43 | 2:33:32 | 4:27 | 1:44:03 | 5:05:51 |
| 53 | 260 | Dragoljub Nesic | SWE | 38:27 | 6:22 | 2:42:01 | 5:43 | 1:34:21 | 5:06:51 |

IRONMAN 70.3 TURKEY

Kategóriánkénti eredménylista

Férfi 45-49

| Kat.h. | Rsz | Név | Nemzet. | Swim | T1 | Bike | T2 | Run | Cél idő |
|--------|------|------------------------------------|---------|-------|-------|---------|------|---------|----------------|
| 54 | 1387 | Richard Jones | GBR | 34:36 | 6:26 | 2:35:11 | 3:32 | 1:48:29 | 5:08:12 |
| 55 | 1372 | Gürsu Ülger | TUR | 41:28 | 8:37 | 2:37:06 | 5:05 | 1:36:52 | 5:09:05 |
| 56 | 1126 | Alexey Abramov | RUS | 36:32 | 4:24 | 2:39:45 | 2:40 | 1:46:05 | 5:09:23 |
| 57 | 1140 | Franck Billault | FRA | 44:01 | 5:29 | 2:26:39 | 2:32 | 1:51:22 | 5:10:01 |
| 58 | 197 | Patric Nordbrandt | SWE | 36:11 | 4:59 | 2:29:42 | 4:29 | 1:55:11 | 5:10:30 |
| 59 | 1207 | Ömer Tüzer | TUR | 35:08 | 6:48 | 2:23:25 | 3:06 | 2:03:21 | 5:11:46 |
| 60 | 1168 | Sergei Kosiakov | RUS | 37:23 | 4:41 | 2:41:39 | 2:43 | 1:45:39 | 5:12:03 |
| 61 | 1405 | Sergei Senchenko | RUS | 38:21 | 5:13 | 2:32:39 | 3:20 | 1:53:04 | 5:12:35 |
| 62 | 1214 | Henrik Wagtberg | DEN | 36:59 | 5:33 | 2:23:52 | 3:14 | 2:03:03 | 5:12:38 |
| 63 | 1166 | Mustafa Karaca | TUR | 40:24 | 8:56 | 2:31:17 | 4:18 | 1:49:39 | 5:14:31 |
| 64 | 1179 | Ali Ozbudak | TUR | 34:31 | 6:26 | 2:36:41 | 3:38 | 1:54:39 | 5:15:53 |
| 65 | 1169 | Sergei Kosmachenko | RUS | 42:42 | 5:21 | 2:38:13 | 3:36 | 1:46:03 | 5:15:53 |
| 66 | 257 | Andreas Brunkow | GER | 38:18 | 4:48 | 2:27:36 | 5:18 | 2:02:00 | 5:17:58 |
| 67 | 1420 | Igor Andreichenko | UKR | 44:31 | 6:44 | 2:42:17 | 3:46 | 1:41:58 | 5:19:15 |
| 68 | 261 | Steen Normann Olsen | DEN | 41:01 | 6:42 | 2:31:47 | 3:01 | 1:59:31 | 5:21:59 |
| 69 | 1134 | Mehmet Asal | TUR | 34:47 | 4:30 | 2:29:47 | 2:39 | 2:10:25 | 5:22:08 |
| 70 | 1191 | Saad Sabeah Ayoun | LIB | 36:19 | 6:16 | 2:45:02 | 5:01 | 1:49:57 | 5:22:34 |
| 71 | 1186 | Mehmet Sadık Pöhrenk | TUR | 34:02 | 7:44 | 2:33:28 | 3:22 | 2:05:06 | 5:23:41 |
| 72 | 1144 | Zunaid Bulbulia | RSA | 43:08 | 10:05 | 2:43:29 | 7:08 | 1:40:29 | 5:24:18 |
| 73 | 1173 | Ignat Liviu Radu | ROU | 33:45 | 5:53 | 2:37:49 | 3:13 | 2:04:16 | 5:24:55 |
| 74 | 1206 | Barış Topçu | TUR | 42:01 | 6:35 | 2:27:18 | 2:57 | 2:06:55 | 5:25:45 |
| 75 | 1189 | Hein Pretorius | NED | 37:21 | 7:03 | 2:44:14 | 5:32 | 1:51:50 | 5:25:58 |
| 76 | 1215 | Kabadou Walid | TUN | 35:43 | 5:03 | 2:37:43 | 2:37 | 2:05:01 | 5:26:06 |
| 77 | 1196 | Sergei Skibinski | RUS | 39:16 | 6:16 | 2:45:50 | 5:28 | 1:50:10 | 5:26:59 |
| 78 | 1363 | Mike Hatch | USA | 34:57 | 6:40 | 2:44:41 | 4:56 | 1:58:15 | 5:29:27 |
| 79 | 1146 | Lucian Ciungan | ROU | 41:58 | 7:06 | 2:43:05 | 5:32 | 1:51:50 | 5:29:28 |
| 80 | 1422 | Alexander Nicolai Ernst von Dolgow | MEX | 42:09 | 8:13 | 2:41:50 | 5:11 | 1:52:08 | 5:29:29 |
| 81 | 1221 | Олег Носов | KAZ | 32:41 | 5:48 | 2:42:34 | 3:13 | 2:06:45 | 5:30:59 |
| 82 | 1200 | Nigel Stirk | GBR | 35:50 | 5:17 | 2:42:23 | 5:58 | 2:01:58 | 5:31:24 |
| 83 | 1201 | Dimitar Stojkovski | MKD | 41:02 | 8:02 | 2:42:38 | 5:42 | 1:54:04 | 5:31:26 |
| 84 | 1125 | John Abbott | RSA | 38:45 | 7:29 | 2:40:48 | 3:18 | 2:02:59 | 5:33:18 |
| 85 | 1198 | Mikhail Spirin | RUS | 38:38 | 8:10 | 2:27:15 | 2:55 | 2:17:52 | 5:34:48 |
| 86 | 1211 | Ismail Onder Unal | TUR | 41:01 | 6:25 | 2:41:10 | 5:42 | 2:01:38 | 5:35:56 |
| 87 | 1145 | Cevat Candemir | TUR | 39:23 | 9:53 | 2:43:59 | 5:42 | 1:57:15 | 5:36:10 |
| 88 | 1409 | Mahmoud Qutub | PLE | 40:17 | 7:28 | 2:47:10 | 4:49 | 1:56:41 | 5:36:23 |
| 89 | 1128 | Mikael Ajax | SWE | 41:18 | 5:38 | 2:31:59 | 3:34 | 2:14:15 | 5:36:42 |
| 90 | 1210 | Yildirim Ulusoy | TUR | 38:50 | 8:57 | 2:42:41 | 5:11 | 2:01:17 | 5:36:54 |
| 91 | 1208 | Bahri Uç | TUR | 47:15 | 7:13 | 2:46:40 | 3:11 | 1:54:21 | 5:38:39 |
| 92 | 1401 | Konstantin Leypi | RUS | 38:06 | 6:12 | 2:54:09 | 5:10 | 1:56:48 | 5:40:24 |
| 93 | 1217 | Christopher Wuttke | GER | 47:10 | 5:53 | 2:43:10 | 3:15 | 2:02:26 | 5:41:53 |
| 94 | 263 | Konstantin Shmelev | RUS | 37:59 | 5:42 | 2:40:01 | 4:28 | 2:18:49 | 5:46:57 |
| 95 | 1380 | Maciej Gutowski | POL | 41:10 | 6:56 | 2:58:32 | 3:30 | 1:57:16 | 5:47:21 |
| 96 | 1130 | Sinan Aksu | TUR | 42:44 | 9:17 | 2:41:35 | 4:33 | 2:09:24 | 5:47:31 |
| 97 | 1188 | Mihai Dragos Popescu | ROU | 42:07 | 6:55 | 2:45:48 | 4:47 | 2:09:14 | 5:48:49 |
| 98 | 1183 | Erik Peeters | BEL | 39:45 | 6:58 | 2:28:57 | 3:22 | 2:30:19 | 5:49:19 |
| 99 | 1160 | György Kerekes | HUN | 35:09 | 9:13 | 2:49:21 | 7:34 | 2:09:05 | 5:50:20 |
| 100 | 1202 | Heiko Stoltenberg | GER | 40:00 | 6:31 | 2:46:31 | 3:10 | 2:15:37 | 5:51:47 |
| 101 | 1148 | Khaled Dawas | PLE | 39:35 | 7:08 | 2:47:07 | 7:21 | 2:12:37 | 5:53:47 |
| 102 | 1159 | Rogério Goncalves | BRA | 41:09 | 5:22 | 2:29:10 | 4:10 | 2:35:05 | 5:54:55 |
| 103 | 1141 | Ilya Bolshov | RUS | 41:29 | 5:46 | 2:44:56 | 4:13 | 2:19:09 | 5:55:32 |
| 104 | 1193 | Ercan Şen | TUR | 44:59 | 8:47 | 3:02:46 | 4:19 | 1:55:08 | 5:55:57 |
| 105 | 1152 | Darren Durkin | GBR | 47:25 | 4:26 | 2:48:51 | 3:38 | 2:13:44 | 5:58:02 |
| 106 | 1167 | Berkan Kobal | TUR | 42:46 | 8:26 | 2:29:16 | 8:26 | 2:33:36 | 6:02:27 |

IRONMAN 70.3 TURKEY

Kategóriánkénti eredménylista

Férfi 45-49

| Kat.h. | Rsz | Név | Nemzet. | Swim | T1 | Bike | T2 | Run | Cél idő |
|--------|------|----------------------|---------|-------|-------|---------|---------|---------|----------------|
| 107 | 1190 | Neil Raby | GBR | 44:18 | 6:56 | 2:48:52 | 6:08 | 2:16:21 | 6:02:34 |
| 108 | 1157 | Craig Ginn | GBR | 39:16 | 8:33 | 2:49:12 | 7:06 | 2:23:44 | 6:07:50 |
| 109 | 1136 | Cosmin Babenco | ROU | 35:42 | 4:56 | 2:24:51 | 3:36 | 2:58:59 | 6:08:01 |
| 110 | 1406 | Guristrimba Vlad | UKR | 40:09 | 6:31 | 2:33:27 | 8:54 | 2:39:33 | 6:08:32 |
| 111 | 1156 | Raid Gamal-Eldin | EGY | 47:13 | 9:10 | 3:05:11 | 5:12 | 2:03:35 | 6:10:20 |
| 112 | 1199 | Vojtech Spisak | SVK | 40:48 | 9:22 | 2:54:27 | 6:14 | 2:19:36 | 6:10:25 |
| 113 | 1142 | Adrian Borcea | ROU | 53:33 | 8:40 | 2:50:02 | 8:41 | 2:10:12 | 6:11:05 |
| 114 | 1185 | Thomas Peperstraete | BEL | 36:22 | 7:05 | 2:54:11 | 5:25 | 2:30:45 | 6:13:47 |
| 115 | 1195 | Frank Sievert | GER | 45:13 | 6:20 | 2:49:35 | 5:30 | 2:31:02 | 6:17:38 |
| 116 | 1133 | Halil Ibrahim Arslan | TUR | 47:00 | 6:21 | 3:01:44 | 3:13 | 2:22:37 | 6:20:53 |
| 117 | 1209 | Hakan Ülker | TUR | 58:36 | 10:27 | 2:58:56 | 5:26 | 2:11:02 | 6:24:25 |
| 118 | 1158 | Dusan Glisic | SRB | 55:27 | 10:16 | 2:55:48 | 7:15 | 2:15:44 | 6:24:28 |
| 119 | 1362 | Aytuğ ATABEK | TUR | 37:21 | 9:41 | 2:56:20 | 7:15 | 2:35:29 | 6:26:04 |
| 120 | 1205 | Sarp Tiryakioğlu | TUR | 43:39 | 6:59 | 3:15:55 | 7:51 | 2:18:46 | 6:33:08 |
| 121 | 1132 | Ayham Al-Nahas | CAN | 50:05 | 11:00 | 3:11:31 | 5:22 | 3:30:53 | 7:48:50 |
| 122 | 1180 | Alp Özer | TUR | 56:17 | 11:53 | 3:51:37 | 6:29 | 3:06:09 | 8:12:23 |
| | 1138 | Maciej Belski | POL | 33:45 | 4:21 | 2:20:30 | 2:08 | - | - |
| | 1218 | Hurol Yavuzturk | TUR | 37:05 | 5:52 | 2:32:18 | 2:50 | - | - |
| | 1203 | Warren Sutton | GBR | 34:04 | 7:09 | 2:47:29 | 3:18 | - | - |
| | 492 | Konstantin Bugreev | RUS | 37:58 | 5:04 | 2:57:37 | 4:39:44 | — | — |
| | 4476 | Reggie Niemand | RSA | 36:39 | 9:34 | 2:13:55 | 11:29 | — | — |
| | 264 | Andre Widmer | SUI | 35:35 | 5:08 | — | — | — | — |
| | 4419 | Alptekin Isikalp | TUR | 49:22 | 10:04 | 3:10:52 | 5:03 | 1:24:22 | 5:39:39 |

IRONMAN 70.3 TURKEY

Kategóriánkénti eredménylista

Férfi 50-54

| Kat.h. | Rsz | Név | Nemzet. | Swim | T1 | Bike | T2 | Run | Cél idő |
|--------|------|--------------------------|---------|-------|-------|---------|-------|---------|---------|
| 1 | 310 | Azat Mulyukov | RUS | 29:33 | 3:59 | 2:10:17 | 2:39 | 1:28:58 | 4:15:25 |
| 2 | 132 | Maddens Olivier | FRA | 29:49 | 3:12 | 2:11:16 | 1:58 | 1:34:04 | 4:20:18 |
| 3 | 267 | Renaud De Pury | SUI | 30:20 | 3:48 | 2:12:35 | 3:55 | 1:30:36 | 4:21:11 |
| 4 | 1281 | Konstantin Shimanovskiy | RUS | 33:44 | 5:21 | 2:12:32 | 2:32 | 1:28:09 | 4:22:16 |
| 5 | 1389 | philippe Carré | FRA | 30:06 | 4:28 | 2:16:48 | 2:18 | 1:33:29 | 4:27:06 |
| 6 | 131 | Dominique Michel | FRA | 34:33 | 4:27 | 2:16:59 | 2:09 | 1:32:28 | 4:30:33 |
| 7 | 1243 | Joerg Erlebach | GER | 29:35 | 4:02 | 2:19:28 | 2:15 | 1:35:43 | 4:31:02 |
| 8 | 1347 | Axel Breitenberger | GER | 36:27 | 4:12 | 2:20:13 | 3:32 | 1:32:06 | 4:36:28 |
| 9 | 1262 | Martin Lohmann | DEN | 34:20 | 6:27 | 2:21:16 | 3:06 | 1:32:38 | 4:37:44 |
| 10 | 1286 | Sergei Tcarev | RUS | 37:12 | 4:01 | 2:20:36 | 2:08 | 1:35:44 | 4:39:39 |
| 11 | 271 | Igor Novikov | RUS | 36:15 | 5:07 | 2:24:00 | 4:18 | 1:37:59 | 4:47:37 |
| 12 | 1253 | Sergio Ghirardelli | SUI | 34:41 | 4:15 | 2:22:09 | 3:04 | 1:45:29 | 4:49:36 |
| 13 | 130 | Stephane Garcia | FRA | 33:28 | 4:48 | 2:22:58 | 2:40 | 1:46:14 | 4:50:06 |
| 14 | 1375 | Roger Sägesser | SUI | 33:20 | 4:31 | 2:23:53 | 3:00 | 1:47:42 | 4:52:24 |
| 15 | 1240 | Kamen Danailov | FRA | 36:20 | 4:39 | 2:30:09 | 2:17 | 1:39:06 | 4:52:28 |
| 16 | 1384 | Søren Balle Rasmussen | DEN | 35:28 | 4:02 | 2:30:50 | 2:43 | 1:39:58 | 4:53:00 |
| 17 | 269 | Hakan Kanca | TUR | 33:49 | 4:50 | 2:27:33 | 3:04 | 1:44:43 | 4:53:57 |
| 18 | 1263 | Roberto Luconi | ITA | 42:56 | 5:35 | 2:24:29 | 3:00 | 1:38:03 | 4:54:00 |
| 19 | 205 | Toomas Jõgeva | EST | 37:00 | 4:50 | 2:25:31 | 2:37 | 1:44:19 | 4:54:15 |
| 20 | 270 | Carl Lindgren | SWE | 36:41 | 4:31 | 2:30:26 | 2:53 | 1:41:21 | 4:55:51 |
| 21 | 1242 | Hasan Ellialtioglu | TUR | 36:30 | 5:46 | 2:32:09 | 3:09 | 1:39:19 | 4:56:51 |
| 22 | 1283 | Ahmet Simsek | TUR | 38:59 | 4:42 | 2:26:12 | 3:02 | 1:45:04 | 4:57:57 |
| 23 | 1266 | Vladimir Mikhailov | KAZ | 36:10 | 5:22 | 2:33:28 | 3:24 | 1:40:53 | 4:59:14 |
| 24 | 1241 | Konstantin Dudnik | KAZ | 40:11 | 5:51 | 2:36:19 | 4:18 | 1:35:54 | 5:02:31 |
| 25 | 206 | Stefan Looks | SUI | 35:13 | 5:06 | 2:37:55 | 3:36 | 1:41:24 | 5:03:12 |
| 26 | 134 | Thomas Schwartz | DEN | 35:22 | 4:27 | 2:29:36 | 3:24 | 1:50:39 | 5:03:26 |
| 27 | 1238 | Otto Vinther Christensen | DEN | 33:27 | 4:55 | 2:33:46 | 3:13 | 1:48:51 | 5:04:08 |
| 28 | 1361 | Huseyin Yilmaz | TUR | 40:41 | 5:07 | 2:30:20 | 3:10 | 1:45:52 | 5:05:08 |
| 29 | 203 | Radik Araslanov | RUS | 36:26 | 4:04 | 2:29:18 | 2:52 | 1:52:58 | 5:05:36 |
| 30 | 1255 | Simon Halford | GBR | 37:09 | 5:42 | 2:24:49 | 3:01 | 1:55:00 | 5:05:39 |
| 31 | 1223 | Mehmet Akarcali | TUR | 40:55 | 4:03 | 2:29:10 | 2:46 | 1:49:17 | 5:06:09 |
| 32 | 1275 | Vincent Prou | FRA | 34:31 | 6:09 | 2:38:38 | 4:11 | 1:43:14 | 5:06:41 |
| 33 | 1225 | Freddy Amundsen | NOR | 38:06 | 5:28 | 2:28:09 | 3:47 | 1:52:00 | 5:07:29 |
| 34 | 1287 | Michael John Thrower | CAN | 35:23 | 6:27 | 2:35:13 | 3:44 | 1:47:04 | 5:07:49 |
| 35 | 265 | Rod Bartlett | GBR | 36:58 | 4:49 | 2:23:59 | 2:07 | 2:01:20 | 5:09:11 |
| 36 | 1284 | Roman Skorodumov | RUS | 40:21 | 5:18 | 2:36:08 | 2:48 | 1:44:55 | 5:09:27 |
| 37 | 1226 | Pavel Beer Werdan | CZE | 40:41 | 5:42 | 2:29:50 | 2:55 | 1:50:37 | 5:09:44 |
| 38 | 551 | Oleg Sidorenko | RUS | 34:07 | 5:23 | 2:32:43 | 3:13 | 1:55:39 | 5:11:04 |
| 39 | 1246 | Marco Gabutti | ITA | 39:11 | 5:28 | 2:34:55 | 2:46 | 1:51:51 | 5:14:09 |
| 40 | 1261 | Leif Lindtner | NOR | 35:46 | 5:35 | 2:33:55 | 4:25 | 1:55:18 | 5:14:57 |
| 41 | 1251 | Ayrat Gaynullin | RUS | 40:07 | 4:33 | 2:43:22 | 3:52 | 1:44:08 | 5:16:01 |
| 42 | 312 | Adrian Nanulecu | ROU | 34:33 | 4:36 | 2:36:46 | 3:16 | 1:57:36 | 5:16:46 |
| 43 | 1348 | Darren Hilliard | GBR | 39:35 | 6:26 | 2:32:03 | 3:25 | 2:00:19 | 5:21:46 |
| 44 | 1264 | Georges Matta | LIB | 41:57 | 4:58 | 2:33:07 | 3:33 | 1:58:36 | 5:22:09 |
| 45 | 1260 | Juri Lekander | FIN | 36:16 | 5:25 | 2:35:41 | 3:54 | 2:00:56 | 5:22:10 |
| 46 | 204 | Collin Franklin | GBR | 36:54 | 5:07 | 2:36:03 | 3:44 | 2:00:26 | 5:22:11 |
| 47 | 1247 | Iurii Galiaev | RUS | 36:49 | 5:54 | 2:37:18 | 3:45 | 2:01:04 | 5:24:49 |
| 48 | 1244 | Jean-Pierre Filippini | BEL | 36:35 | 6:37 | 2:28:39 | 3:24 | 2:10:25 | 5:25:38 |
| 49 | 1252 | Kris Geysels | BEL | 38:08 | 7:12 | 2:43:31 | 3:17 | 2:00:04 | 5:32:09 |
| 50 | 1277 | Haraoui Roland | LIB | 34:37 | 8:40 | 2:42:34 | 5:17 | 2:02:08 | 5:33:13 |
| 51 | 1265 | Andre Megarbane | LIB | 37:03 | 7:23 | 2:41:09 | 3:16 | 2:04:58 | 5:33:46 |
| 52 | 1227 | O.A.Tunc Bergsan | TUR | 44:23 | 10:32 | 2:34:57 | 13:05 | 1:52:01 | 5:34:56 |
| 53 | 1268 | Sergey Mosin | RUS | 45:28 | 7:39 | 2:37:25 | 5:59 | 2:01:40 | 5:38:09 |

IRONMAN 70.3 TURKEY

Kategóriánkénti eredménylista

Férfi 50-54

| Kat.h. | Rsz | Név | Nemzet. | Swim | T1 | Bike | T2 | Run | Cél idő |
|--------|------|----------------------|---|-------|-------|---------|-------|---------|----------------|
| 54 | 1289 | Mark Trier | GBR  | 37:52 | 5:20 | 2:46:55 | 3:37 | 2:06:28 | 5:40:09 |
| 55 | 1258 | Dmitri Konash | BLR  | 45:46 | 11:54 | 2:47:27 | 4:13 | 1:51:08 | 5:40:26 |
| 56 | 1272 | Gavin Opperman | GBR  | 48:22 | 7:08 | 2:48:54 | 3:45 | 1:55:08 | 5:43:15 |
| 57 | 1254 | Nikolai Gruzdev | RUS  | 39:05 | 6:00 | 2:46:49 | 4:14 | 2:08:06 | 5:44:13 |
| 58 | 1232 | Thomas Brezina | AUT  | 39:08 | 9:20 | 2:48:34 | 4:01 | 2:06:06 | 5:47:06 |
| 59 | 1278 | Andrey Romanov | RUS  | 35:13 | 8:19 | 2:33:26 | 4:10 | 2:28:04 | 5:49:10 |
| 60 | 1285 | Ogushan Tavus | TUR  | 43:53 | 6:17 | 2:57:34 | 3:37 | 1:58:14 | 5:49:33 |
| 61 | 1403 | Erik Klomp | NED  | 34:07 | 8:53 | 2:52:57 | 8:04 | 2:05:44 | 5:49:43 |
| 62 | 1236 | Murat Candegör | TUR  | 40:08 | 8:36 | 2:49:55 | 6:36 | 2:12:21 | 5:57:35 |
| 63 | 1259 | Vladimir Krasilnikov | RUS  | 41:19 | 7:39 | 2:50:54 | 6:05 | 2:11:42 | 5:57:36 |
| 64 | 1248 | Michael Gartz | GER  | 49:08 | 9:09 | 2:41:16 | 6:07 | 2:12:44 | 5:58:23 |
| 65 | 1290 | Wilhelmus Verheijen | NED  | 41:48 | 6:38 | 2:54:48 | 3:35 | 2:16:16 | 6:03:04 |
| 66 | 1288 | Gary Tomlinson | GBR  | 39:43 | 14:21 | 3:23:15 | 20:54 | 1:40:47 | 6:18:57 |
| 67 | 1224 | Güngör Aknesil | TUR  | 45:25 | 6:13 | 2:59:28 | 4:29 | 2:27:01 | 6:22:34 |
| 68 | 1235 | Nidai Selmi Çakir | TUR  | 43:45 | 6:12 | 3:01:50 | 5:33 | 2:29:04 | 6:26:21 |
| 69 | 1257 | Serhii Koba | UKR  | 46:05 | 6:28 | 3:09:36 | 4:31 | 2:20:09 | 6:26:46 |
| 70 | 1239 | Jef Claessen | NED  | 36:45 | 7:55 | 3:15:27 | 3:32 | 2:24:42 | 6:28:19 |
| 71 | 1228 | Turgut Berkmen | TUR  | 42:26 | 8:10 | 3:26:39 | 6:18 | 2:14:44 | 6:38:15 |
| 72 | 1273 | Jan Peters | NED  | 54:09 | 7:26 | 3:08:12 | 5:44 | 2:23:26 | 6:38:56 |
| 73 | 1378 | Mehmet Atay | TUR  | 39:00 | 10:58 | 3:19:22 | 13:25 | 2:20:36 | 6:43:19 |
| 74 | 1249 | John Gavin | IRL  | 49:52 | 11:44 | 3:15:31 | 8:15 | 2:24:51 | 6:50:11 |
| 75 | 1256 | Aleksandr Kirillov | RUS  | 46:11 | 9:41 | 3:15:02 | 10:58 | 2:36:15 | 6:58:06 |
| 76 | 1233 | Carl Britt | USA  | 38:41 | 7:18 | 2:51:20 | 5:59 | 3:17:43 | 7:00:58 |
| 77 | 1234 | Andreas Bünz | GER  | 42:09 | 9:07 | 2:59:10 | 6:36 | 3:15:59 | 7:12:59 |
| 78 | 1267 | Aykut Misirlioglu | TUR  | 53:52 | 13:49 | 3:24:14 | 9:15 | 2:35:28 | 7:16:36 |
| 79 | 1229 | Istvan Besenyei | ROU  | 55:06 | 6:11 | 3:23:32 | 5:04 | 2:50:27 | 7:20:18 |
| 80 | 1280 | Kapil Sanghi | IND  | 48:50 | 15:49 | 3:43:05 | 7:17 | 2:44:43 | 7:39:42 |
| | 435 | Rolf Seiler | SUI  | 34:48 | 5:05 | 2:21:16 | — | — | — |
| | 4234 | Jaecck Branny | POL  | 50:34 | 9:12 | 3:07:46 | — | — | — |
| | 266 | Cağlar Cifteci | TUR  | 35:30 | 4:52 | — | — | — | — |

IRONMAN 70.3 TURKEY

Kategóriánkénti eredménylista













Férfi 55-59

| Kat.h. | Rsz | Név | Nemzet. | Swim | T1 | Bike | T2 | Run | Cél idő |
|--------|------|----------------------|---------|-------|-------|---------|------|---------|---------|
| 1 | 1408 | Rainer Billig | GER | 35:14 | 4:28 | 2:08:20 | 2:10 | 1:32:17 | 4:22:27 |
| 2 | 210 | Hubertus Van Engelen | NED | 33:09 | 4:43 | 2:17:30 | 2:12 | 1:34:05 | 4:31:38 |
| 3 | 136 | Mikael Bergqvist | SWE | 36:00 | 3:58 | 2:19:07 | 2:20 | 1:36:41 | 4:38:05 |
| 4 | 1390 | Andrea Re | ITA | 33:49 | 3:45 | 2:20:37 | 2:29 | 1:38:30 | 4:39:09 |
| 5 | 1312 | Mark Rogers | GBR | 34:09 | 4:41 | 2:26:27 | 3:33 | 1:37:42 | 4:46:30 |
| 6 | 291 | RADOICA TODOROVIC | SRB | 40:24 | 4:35 | 2:24:56 | 2:14 | 1:37:51 | 4:49:59 |
| 7 | 1298 | Evangelos Charatsis | GRE | 37:27 | 4:00 | 2:18:31 | 2:52 | 1:48:54 | 4:51:42 |
| 8 | 1304 | Freddie Harrison | GBR | 35:35 | 4:07 | 2:23:30 | 3:07 | 1:45:27 | 4:51:43 |
| 9 | 1370 | Lars Kaufmann | DEN | 35:08 | 4:21 | 2:22:44 | 3:32 | 1:49:31 | 4:55:14 |
| 10 | 208 | Lionel Flin | FRA | 39:17 | 4:56 | 2:34:02 | 4:13 | 1:36:48 | 4:59:13 |
| 11 | 1307 | Hervé Leimer | SUI | 31:59 | 4:34 | 2:24:01 | 2:21 | 1:57:33 | 5:00:27 |
| 12 | 1299 | Thomas Demann | GER | 38:25 | 4:27 | 2:25:54 | 3:30 | 1:52:09 | 5:04:23 |
| 13 | 209 | Otakar Krafka | CZE | 35:19 | 5:03 | 2:27:43 | 3:29 | 2:00:41 | 5:12:13 |
| 14 | 1313 | Hakan Sayar | TUR | 41:20 | 8:03 | 2:41:47 | 4:03 | 1:38:56 | 5:14:07 |
| 15 | 1293 | Omer Aloussy | SUI | 44:01 | 5:14 | 2:28:37 | 4:29 | 1:53:43 | 5:16:02 |
| 16 | 1314 | Markus Strebel | SUI | 34:29 | 3:51 | 2:37:35 | 3:07 | 1:57:44 | 5:16:44 |
| 17 | 1301 | Rudi Goeysvaerts | BEL | 39:13 | 7:00 | 2:37:35 | 4:40 | 1:54:27 | 5:22:53 |
| 18 | 1319 | Franz Wanderer | AUT | 38:38 | 6:53 | 2:32:45 | 4:46 | 2:01:50 | 5:24:52 |
| 19 | 1309 | Michael Nugent | IRL | 42:35 | 7:34 | 2:49:29 | 3:03 | 1:52:17 | 5:34:56 |
| 20 | 1296 | Andrew Brant | GBR | 39:40 | 8:44 | 2:50:32 | 4:29 | 1:54:48 | 5:38:11 |
| 21 | 1317 | Fatih Tosun | TUR | 44:04 | 7:21 | 2:49:51 | 4:10 | 1:57:48 | 5:43:12 |
| 22 | 1349 | Andrey Yankin | RUS | 36:19 | 9:44 | 2:47:57 | 7:05 | 2:12:41 | 5:53:44 |
| 23 | 1300 | Jörg Dr. Winkelmann | GER | 38:55 | 7:37 | 2:41:53 | 4:57 | 2:21:23 | 5:54:42 |
| 24 | 1311 | Andy Payne | GBR | 42:53 | 8:38 | 2:53:31 | 5:11 | 2:07:03 | 5:57:13 |
| 25 | 273 | Magued Sherif | EGY | 41:00 | 7:22 | 2:36:32 | 8:05 | 2:28:58 | 6:01:54 |
| 26 | 1302 | Xavier Goszka | FRA | 34:41 | 6:06 | 2:35:20 | 6:45 | 2:43:02 | 6:05:52 |
| 27 | 272 | Jean Jacques Lafitte | FRA | 40:49 | 8:15 | 2:38:49 | 6:50 | 2:46:47 | 6:21:27 |
| 28 | 1356 | gerhard reichelt | GER | 42:31 | 6:48 | 2:50:55 | 4:24 | 2:39:37 | 6:24:14 |
| 29 | 274 | Ian Simpson | GBR | 42:56 | 10:35 | 2:42:14 | 7:42 | 2:45:12 | 6:28:38 |
| 30 | 1305 | Julian Hawkins | GBR | 37:23 | 6:57 | 2:48:49 | 5:17 | 2:58:05 | 6:36:29 |
| 31 | 275 | Alexander Zakharov | RUS | 47:09 | 10:49 | 3:07:47 | 6:50 | 2:30:34 | 6:43:07 |
| 32 | 1318 | Salvatore Vetere | ITA | 47:51 | 11:30 | 2:59:36 | 7:22 | 2:47:27 | 6:53:44 |
| 33 | 1315 | Mohammed Taha | MAR | 54:01 | 16:39 | 3:29:56 | 4:41 | 2:09:04 | 6:54:18 |
| 34 | 1308 | Terry Macallister | IRL | 47:00 | 7:51 | 3:06:51 | 5:39 | 2:51:24 | 6:58:44 |
| 35 | 1316 | Christopher Taylor | GBR | 42:04 | 11:20 | 3:20:50 | 5:37 | 3:14:51 | 7:34:40 |
| | 1320 | Stephan Wank | GER | 42:13 | 11:30 | 3:07:00 | - | - | - |
| | 1303 | Andrew Halstein | GBR | 41:31 | 9:12 | - | - | - | - |

IRONMAN 70.3 TURKEY

Kategóriánkénti eredménylista





Férfi 60-64

| Kat.h. | Rsz | Név | Nemzet. | Swim | T1 | Bike | T2 | Run | Cél idő |
|--------|------|--------------------|---|---------|-------|---------|-------|---------|----------------|
| 1 | 1322 | Garefis Christos | GRE  | 28:13 | 3:49 | 2:13:16 | 2:39 | 1:41:33 | 4:29:27 |
| 2 | 295 | Sandro Angelastri | SUI  | 33:36 | 3:39 | 2:16:42 | 2:32 | 1:36:42 | 4:33:10 |
| 3 | 1328 | Jan Schaerlaken | BEL  | 35:26 | 5:32 | 2:14:36 | 2:53 | 1:50:51 | 4:49:16 |
| 4 | 1330 | Johnny Zumbrunnen | SUI  | 34:03 | 5:31 | 2:29:46 | 3:22 | 1:43:53 | 4:56:33 |
| 5 | 1321 | Sergey Bobryshev | RUS  | 36:22 | 5:22 | 2:21:56 | 2:46 | 2:02:27 | 5:08:50 |
| 6 | 1350 | Graziano Muzzi | ITA  | 43:01 | 6:59 | 2:33:07 | 5:03 | 2:04:52 | 5:33:00 |
| 7 | 1327 | Konstantin Ptsarev | RUS  | 35:07 | 8:11 | 2:38:36 | 6:33 | 2:04:49 | 5:33:14 |
| 8 | 276 | Simon Gould | GBR  | 33:10 | 5:28 | 2:53:29 | 3:56 | 2:15:39 | 5:51:40 |
| 9 | 1325 | Valeri Doichinov | BUL  | 48:16 | 10:09 | 3:01:22 | 9:05 | 1:55:35 | 6:04:25 |
| 10 | 1329 | John Young | TUR  | 47:27 | 7:50 | 2:59:36 | 4:48 | 2:09:15 | 6:08:55 |
| 11 | 1324 | Gareth Davies | GBR  | 38:00 | 8:50 | 3:14:48 | 5:30 | 3:00:52 | 7:07:58 |
| | 1326 | Hasan Özer | TUR  | 1:06:18 | 14:26 | 3:57:01 | 12:02 | 2:48:59 | 8:18:45 |

IRONMAN 70.3 TURKEY

Kategóriánkénti eredménylista

Férfi 65-69

| Kat.h. | Rsz | Név | Nemzet. | Swim | T1 | Bike | T2 | Run | Cél idő |
|--------|------|-------------------|---|-------|-------|---------|------|---------|----------------|
| 1 | 211 | Carl Luitingh | AUS  | 31:19 | 4:52 | 2:26:38 | 3:30 | 1:53:42 | 5:00:00 |
| 2 | 1367 | Rene MEIER | SUI  | 40:42 | 5:37 | 2:49:53 | 2:47 | 1:45:27 | 5:24:25 |
| 3 | 1333 | Nikolaos Ritsonis | GRE  | 38:48 | 6:11 | 2:48:26 | 3:40 | 1:57:01 | 5:34:04 |
| 4 | 1331 | Ali Bidi | TUR  | 55:55 | 10:39 | 3:26:36 | 5:01 | 2:29:20 | 7:07:30 |

IRONMAN 70.3 TURKEY

Kategóriánkénti eredménylista


Férfi 70-74

| Kat.h. | Rsz | Név | Nemzet. | Swim | T1 | Bike | T2 | Run | Cél idő |
|--------|------|---------------|---------|-------|------|---------|------|---------|----------------|
| 1 | 137 | Fouad Saliba | BRN | 48:41 | 8:55 | 3:14:50 | 5:12 | 2:09:14 | 6:26:51 |
| 2 | 1392 | Molnár Sándor | HUN | 58:07 | 8:52 | 2:58:58 | 3:36 | 2:33:42 | 6:43:13 |

IRONMAN 70.3 TURKEY

Kategóriánkénti eredménylista


PC

| Kat.h. | Rsz | Név | Nemzet. | Swim | T1 | Bike | T2 | Run | Cél idő |
|--------|------|--------------------|---|-------|-------|---------|------|---------|----------------|
| 1 | 1295 | Bakytzhan Bektenov | KAZ  | 42:02 | 10:18 | 2:54:00 | 3:52 | 2:23:28 | 6:13:38 |

IRONMAN 70.3 TURKEY

Kategóriánkénti eredménylista













Női váltó

| Kat.h. | Rsz | Név | Nemzet. | Swim | T1 | Bike | T2 | Run | Cél idő |
|--------|-----------------|---------------------------|--|------------------|-----------------|--------------------|-----------------|--------------------|--------------------|
| 1 | 2001 | Team 3club | LTU  | 36:59 | 3:12 | 2:30:23 | 1:31 | 1:34:54 | 4:46:57 |
| 2 | 2073 | Team 2 bullets | RUS  | 47:44 | 3:01 | 2:18:48 | 1:48 | 1:59:08 | 5:10:27 |
| 3 | 2071 | Team Yalla, Meshe! | USA  | 38:26 | 2:56 | 2:45:37 | 1:39 | 1:44:48 | 5:13:23 |
| 4 | 2028 | Team Ironmoms | TUR  | 31:50 | 3:00 | 2:57:46 | 1:48 | 1:41:38 | 5:16:00 |
| 5 | 2057 | Team TriAngles | TUR  | 51:25 | 4:04 | 2:43:48 | 1:45 | 1:37:55 | 5:18:56 |
| 6 | 2056 | Team Tri-Angels | TUR  | 30:19 | 7:59 | 2:57:05 | 1:46 | 1:54:13 | 5:31:20 |
| 7 | 2075 | Team Frederiksberg Ladies | DEN  | 31:15 | 3:18 | 2:51:53 | 2:06 | 2:12:28 | 5:40:58 |
| 8 | 2044 | Team Perfect Strangers | TUR  | 45:57 | 3:36 | 2:50:49 | 2:24 | 2:23:43 | 6:06:27 |
| 9 | 2058 | Team Trikotletki | RUS  | 42:49 | 3:16 | 3:04:08 | 1:51 | 2:14:27 | 6:06:30 |
| 10 | 2079 | Team SASFIT WMN | TUR  | 34:59 | 6:20 | 2:51:23 | 2:02 | 2:33:25 | 6:08:07 |
| 11 | 2018 | Team Fly Girls | TUR  | 52:50 | 7:19 | 3:25:58 | 2:06 | 2:25:33 | 6:53:44 |
| 12 | 2046 | Team Ragged Sneaker | AZE  | 44:30 | 6:33 | 3:31:40 | 2:52 | 2:35:32 | 7:01:05 |
| | 2049 | Team Slak | BEL  | 33:14 | 3:23 | 3:12:08 | 1:48 | 2:07:54 | 5:58:25 |

IRONMAN 70.3 TURKEY

Kategóriánkénti eredménylista

Férfi váltó

| Kat.h. | Rsz | Név | Nemzet. | Swim | T1 | Bike | T2 | Run | Cél idő |
|--------|------|-----------------------------|---|-------|-------|---------|------|---------|----------------|
| 1 | 2003 | Team AG Tohum | TAN  | 34:56 | 3:06 | 2:10:23 | 1:14 | 1:08:38 | 3:58:15 |
| 2 | 2063 | Team 3Club - S-Sportas | LTU  | 29:15 | 2:21 | 2:16:01 | 1:16 | 1:12:54 | 4:01:46 |
| 3 | 2004 | Team Alàbriga | RUS  | 33:27 | 3:13 | 2:05:22 | 1:41 | 1:41:50 | 4:25:30 |
| 4 | 2023 | Team Grup Perişan | TUR  | 35:23 | 4:35 | 2:27:04 | 1:32 | 1:27:15 | 4:35:47 |
| 5 | 2032 | Team LEFT RIGHT MULTISPORT | TUR  | 34:15 | 2:19 | 2:17:49 | 1:31 | 1:46:12 | 4:42:05 |
| 6 | 2042 | Team Old Stories | TUR  | 33:25 | 3:27 | 2:24:08 | 1:36 | 1:49:25 | 4:51:59 |
| 7 | 2070 | Team Sweet Spot Racing Team | TUR  | 33:03 | 3:01 | 2:34:02 | 1:30 | 1:42:02 | 4:53:36 |
| 8 | 2021 | Team GARANTI LEASING | TUR  | 43:16 | 3:14 | 2:28:26 | 1:27 | 1:45:27 | 5:01:48 |
| 9 | 2051 | Team Studio Functional | TUR  | 33:47 | 2:55 | 2:25:02 | 3:13 | 2:03:19 | 5:08:14 |
| 10 | 2041 | Team NoaTri | TUR  | 35:41 | 3:42 | 3:01:16 | 1:29 | 1:29:53 | 5:12:00 |
| 11 | 2065 | Team FTA Ironman Team | TUR  | 37:28 | 3:41 | 2:42:19 | 3:49 | 1:49:10 | 5:16:26 |
| 12 | 2010 | Team Blast Team Triatlon | CZE  | 26:37 | 2:53 | 2:34:41 | 1:52 | 2:15:44 | 5:21:44 |
| 13 | 2082 | Team THE LAND OF LEGENDS | TUR  | 35:38 | 3:38 | 2:47:19 | 2:02 | 1:54:14 | 5:22:50 |
| 14 | 2033 | Team La Bebe | TUR  | 31:19 | 4:16 | 2:56:35 | 2:54 | 1:55:14 | 5:30:18 |
| 15 | 2078 | Team SASfit RWP | TUR  | 36:22 | 8:12 | 2:43:30 | 1:50 | 2:00:37 | 5:30:29 |
| 16 | 2061 | Team WaterRunners | TUR  | 54:17 | 3:06 | 3:01:44 | 1:53 | 1:30:25 | 5:31:23 |
| 17 | 2022 | Team Go A Head | LIB  | 37:37 | 3:52 | 3:08:34 | 1:37 | 1:41:45 | 5:33:23 |
| 18 | 2007 | Team BESTIES | TUR  | 38:45 | 3:08 | 2:41:36 | 1:45 | 2:12:31 | 5:37:43 |
| 19 | 2034 | Team Last Minute Athletes | TUR  | 45:20 | 3:25 | 2:59:16 | 1:46 | 1:49:08 | 5:38:52 |
| 20 | 2017 | Team Cosmopolis | TUR  | 40:16 | 8:21 | 2:58:42 | 2:09 | 1:49:56 | 5:39:22 |
| 21 | 2039 | Team Nihat Bakkal | TUR  | 38:40 | 7:12 | 2:39:01 | 1:59 | 2:16:35 | 5:43:24 |
| 22 | 2024 | Team GSB EAGLES | KAZ  | 49:53 | 3:11 | 2:58:44 | 2:00 | 2:02:23 | 5:56:09 |
| 23 | 2068 | Team Norfolk and Chance | GBR  | 43:26 | 3:41 | 2:53:36 | 6:08 | 2:09:24 | 5:56:13 |
| 24 | 2013 | Team CeskoTurko | CZE  | 43:02 | 8:40 | 3:09:46 | 2:41 | 1:52:39 | 5:56:47 |
| 25 | 2036 | Team MACKA | TUR  | 47:40 | 4:17 | 3:10:30 | 2:13 | 1:55:42 | 6:00:20 |
| 26 | 2005 | Team Ankara Tıp Nöroşirürji | TUR  | 36:21 | 8:48 | 3:10:38 | 2:19 | 2:03:08 | 6:01:12 |
| 27 | 2031 | Team Kıssadan Hisse | TUR  | 43:21 | 3:42 | 2:33:10 | 1:48 | 2:50:38 | 6:12:39 |
| 28 | 2055 | Team TMT | TUR  | 41:07 | 3:33 | 3:11:21 | 1:56 | 2:18:56 | 6:16:51 |
| 29 | 2014 | Team Ciucaş X3 | ROU  | 47:58 | 10:10 | 3:07:48 | 1:44 | 2:17:30 | 6:25:07 |
| 30 | 2026 | Team INFINITE | TUR  | 54:49 | 3:42 | 3:22:37 | 2:54 | 2:12:03 | 6:36:04 |
| 31 | 2060 | Team TROY | TUR  | 49:39 | 4:28 | 3:12:25 | 2:39 | 2:51:33 | 7:00:42 |

IRONMAN 70.3 TURKEY

Kategóriánkénti eredménylista

Vegyes váltó

| Kat.h. | Rsz | Név | Nemzet. | Swim | T1 | Bike | T2 | Run | Cél idő |
|--------|------|------------------------|---|-------|-------|---------|------|---------|----------------|
| 1 | 2002 | Team 3Club S-SPORTAS | LTU  | 31:23 | 2:25 | 2:14:10 | 1:26 | 1:24:05 | 4:13:27 |
| 2 | 2025 | Team IM4LIFE | RUS  | 25:58 | 2:42 | 2:19:51 | 1:46 | 1:36:32 | 4:26:48 |
| 3 | 2045 | Team Pjmaskas | TUR  | 31:08 | 3:30 | 2:32:39 | 1:31 | 1:22:33 | 4:31:21 |
| 4 | 2076 | Team HA HA HA | TUR  | 40:12 | 3:33 | 2:17:15 | 1:35 | 1:33:57 | 4:36:30 |
| 5 | 2030 | Team KALINKA | RUS  | 28:40 | 2:35 | 2:35:28 | 1:31 | 1:28:20 | 4:36:31 |
| 6 | 2020 | Team Ganymede | TUR  | 34:45 | 3:08 | 2:23:51 | 2:42 | 1:32:33 | 4:36:56 |
| 7 | 2074 | Team Çağdaş Bodrum | TUR  | 44:28 | 3:34 | 2:19:14 | 1:34 | 1:33:49 | 4:42:36 |
| 8 | 2080 | Team Supernova | TUR  | 30:55 | 2:36 | 2:38:24 | 1:35 | 1:29:11 | 4:42:39 |
| 9 | 2069 | Team SASfit | TUR  | 31:24 | 3:25 | 2:44:22 | 1:25 | 1:22:34 | 4:43:07 |
| 10 | 2035 | Team Lastminute-tri | TUR  | 47:24 | 2:55 | 2:17:43 | 2:10 | 1:47:41 | 4:57:51 |
| 11 | 2066 | Team Gürsel Akay Team | TUR  | 40:28 | 3:55 | 2:33:49 | 1:37 | 1:41:08 | 5:00:55 |
| 12 | 2027 | Team Ipekzedeler | TUR  | 33:28 | 2:59 | 2:40:49 | 1:39 | 1:44:53 | 5:03:46 |
| 13 | 2047 | Team ROTA&BOR | TUR  | 38:27 | 3:26 | 2:37:34 | 1:45 | 1:49:00 | 5:10:11 |
| 14 | 2037 | Team MARMOTTA 1 | BEL  | 29:03 | 2:28 | 2:39:16 | 1:41 | 2:01:14 | 5:13:39 |
| 15 | 2081 | Team Super Sport | RUS  | 27:04 | 2:49 | 3:30:02 | 1:47 | 1:18:10 | 5:19:50 |
| 16 | 2062 | Team Team of Tatarstan | RUS  | 41:50 | 3:59 | 3:11:00 | 2:26 | 1:22:21 | 5:21:33 |
| 17 | 2059 | Team Tripod | TUR  | 31:59 | 3:27 | 2:43:55 | 2:00 | 2:04:01 | 5:25:19 |
| 18 | 2016 | Team Combonuts | TUR  | 54:19 | 3:29 | 2:37:50 | 1:49 | 1:48:24 | 5:25:50 |
| 19 | 2029 | Team Jacquie & Michel | FRA  | 41:34 | 4:54 | 2:31:13 | 1:38 | 2:09:41 | 5:28:58 |
| 20 | 2008 | Team Biz Bize | TUR  | 40:30 | 3:09 | 2:27:18 | 1:48 | 2:16:56 | 5:29:38 |
| 21 | 2040 | Team NLA | TUR  | 37:37 | 4:21 | 3:04:08 | 1:52 | 1:49:33 | 5:37:28 |
| 22 | 2072 | Team Yoga2Run | RUS  | 57:17 | 3:10 | 2:52:31 | 1:49 | 1:46:57 | 5:41:42 |
| 23 | 2006 | Team ATON | RUS  | 39:29 | 10:31 | 2:56:01 | 1:51 | 1:55:16 | 5:43:06 |
| 24 | 2050 | Team Strong guys | RUS  | 37:50 | 3:14 | 3:12:50 | 1:52 | 1:50:25 | 5:46:09 |
| 25 | 2048 | Team SAS Team | TUR  | 41:49 | - | - | - | 2:17:48 | 5:47:53 |
| 26 | 2064 | Team Cheers! | TUR  | 40:40 | 2:57 | 2:27:09 | 1:58 | 2:35:48 | 5:48:30 |
| 27 | 2054 | Team TEMASSIZLAR | TUR  | 46:20 | 3:29 | 3:33:02 | 1:56 | 1:46:23 | 6:11:08 |
| 28 | 2009 | Team BKM EXPRESS | TUR  | 59:29 | 2:24 | 3:21:15 | 1:57 | 1:58:20 | 6:23:23 |
| 29 | 2011 | Team Bond & Friends | TUR  | 52:32 | 4:00 | 3:01:33 | 2:54 | 2:34:00 | 6:34:58 |
| 30 | 2053 | Team Team Yakar | TUR  | 40:50 | 6:30 | 3:25:12 | 2:03 | 2:20:50 | 6:35:22 |
| 31 | 2067 | Team Herbalife 24 | TUR  | 48:51 | 4:01 | 3:14:24 | 2:46 | 2:28:03 | 6:38:04 |
| 32 | 2077 | Team Rossist | TUR  | 49:15 | 3:33 | 3:33:05 | 2:06 | 2:16:09 | 6:44:06 |
| 33 | 2038 | Team Newton Elmasi | TUR  | 55:30 | 4:24 | 2:54:04 | 1:55 | 2:48:16 | 6:44:07 |