

Banyoles ITU Triathlon World Cup

Nemenkénti eredménylista













Elite Men

Hely.	Kat.h.	Rsz	Név	Nemzet.	Swim	T1	Bike	T2	Run	Cél idő
1	2		Vincent Luis	FRA	9:04	1:07	25:13	0:36	14:00	49:58
2	1		Mario Mola	ESP	9:11	1:03	25:10	0:36	14:03	50:01
3	4		Bicsák Bence	HUN	9:13	1:04	25:08	0:38	14:18	50:18
4	3		Tyler Mislawchuk	CAN	9:05	1:04	25:17	0:35	14:21	50:20
5	5		Hayden Wilde	NZL	9:27	1:04	24:53	0:36	14:27	50:25
6	19		Max Studer	SUI	9:26	1:05	24:54	0:36	14:28	50:27
7	10		Crisanto Grajales	MEX	9:22	1:05	25:01	0:38	14:31	50:34
8	16		Matthew Sharpe	CAN	9:07	1:04	25:14	0:37	14:37	50:37
9	12		Joao Silva	POR	9:30	1:06	24:50	0:38	14:37	50:40
10	45		Vasco Vilaca	POR	9:26	1:03	24:56	0:35	14:42	50:40
11	55		Raphael Montoya	FRA	9:07	1:05	25:12	0:36	14:43	50:42
12	9		Eli Hemming	USA	9:16	1:04	25:06	0:38	14:42	50:44
13	11		Antonio Serrat Seoane	ESP	9:05	1:06	25:20	0:36	14:42	50:47
14	14		Manoel Messias	BRA	9:32	1:06	24:49	0:42	14:41	50:48
15	36		Gabriel Sandör	SWE	9:41	1:02	24:46	0:36	14:45	50:49
16	21		Seth Rider	USA	9:16	1:06	25:05	0:37	14:49	50:50
17	20		Felix Duchampt	ITU	9:29	1:02	24:59	0:35	14:48	50:51
18	17		Kevin McDowell	USA	9:09	1:04	25:13	0:40	14:49	50:53
19	27		Samuel Dickinson	GBR	9:25	1:06	24:54	0:38	14:54	50:55
20	60		Vetle Bergsvik Thorn	NOR	9:21	1:07	24:59	0:37	14:54	50:56
21	7		Jonas Schomburg	GER	9:07	1:04	25:12	0:34	15:02	50:58
22	18		Irving Perez	MEX	9:29	1:06	24:51	0:36	14:59	51:00
23	22		Valentin Wernz	GER	9:22	1:07	24:56	0:35	15:01	51:00
24	51		Kenji Nener	JPN	9:19	1:05	25:03	0:34	15:02	51:01
25	28		William Huffman	USA	9:09	1:05	25:17	0:38	14:55	51:02
26	31		Richard Varga	SVK	9:02	1:07	25:21	0:36	15:00	51:04
27	35		Genis Grau	ESP	9:18	1:05	25:03	0:37	15:06	51:08
28	37		Erwin Vanderplancke	BEL	9:29	1:02	24:54	0:36	15:10	51:10
29	6		Casper Stornes	NOR	9:24	1:10	24:49	0:38	15:11	51:11
30	62		Ian Manthey	IRL	9:34	1:04	24:52	0:38	15:05	51:11
31	43		Sylvain Fridelance	SUI	9:21	1:05	25:03	0:36	15:08	51:12
32	32		Diego Moya	CHI	9:14	1:06	25:10	0:37	15:10	51:16
33	25		Andrea Salvisberg	SUI	9:12	1:05	25:08	0:39	15:15	51:17
34	54		Noah Servais	BEL	9:31	1:05	24:55	0:39	15:10	51:19
35	15		Taylor Reid	NZL	9:05	1:08	25:19	0:37	15:14	51:21
36	46		Kaue Willy	BRA	9:30	1:10	24:51	0:38	15:15	51:21
37	53		Jordi García Gracia	ESP	9:22	1:02	25:03	0:36	15:20	51:22
38	40		Makoto Odakura	JPN	9:13	1:09	25:10	0:38	15:15	51:23
39	68		Jannik Schaufler	GER	9:30	1:06	24:53	0:37	15:24	51:27
40	47		Marcel Walkington	AUS	9:27	1:06	24:56	0:40	15:22	51:29
41	24		Gordon Benson	GBR	9:18	1:08	25:05	0:41	15:26	51:35
42	50		Christophe De Keyser	BEL	9:21	1:05	25:01	0:36	15:37	51:39
43	59		Henrik Klemmensen	DEN	9:33	1:04	24:55	0:39	15:32	51:40
44	39		Jonas Breinlinger	GER	9:10	1:06	25:08	0:37	15:41	51:41
45	42		Marco Van Der Stel	NED	9:13	1:07	25:05	0:37	15:43	51:43
46	26		Jumpei Furuya	JPN	9:09	1:04	25:12	0:38	15:43	51:44
47	44		Ren Sato	JPN	9:29	1:07	24:57	0:40	15:37	51:48
48	56		Michael Lori	CAN	9:16	1:02	25:10	0:35	15:53	51:54
49	65		Anton Ponomarev	RUS	9:14	1:03	25:15	0:36	15:51	51:57
50	69		Miguel Hidalgo	BRA	9:13	1:06	25:15	0:37	15:57	52:06
51	70		Donald Hillebregt	NED	9:19	1:03	25:06	0:45	15:56	52:07
52	30		Alexis Lepage	CAN	9:11	1:05	25:10	0:40	16:07	52:11
53	33		Felipe Barraza	CHI	9:22	1:07	24:57	0:37	16:16	52:17

Banyoles ITU Triathlon World Cup

Nemenkénti eredménylista

Elite Men

Hely.	Kat.h.	Rsz	Név	Nemzet.	Swim	T1	Bike	T2	Run	Cél idő
54	67		Ji Hwan Kim	KOR 	9:26	1:08	24:55	0:39	16:12	52:19
55	38		Shogo Ishitsuka	JPN 	9:17	1:07	25:08	0:41	16:11	52:23
56	41		Juan Jose Andrade Figueroa	ECU 	9:31	1:04	24:58	0:38	16:23	52:32
57	66		Grigory Antipov	RUS 	9:31	1:08	26:52	0:40	15:12	53:21
58	64		Endre Espedal	NOR 	9:47	1:04	26:40	0:36	16:14	54:20
59	29		Constantine Doherty	IRL 	9:44	1:04	26:42	0:39	16:23	54:30
60	58		Morgan Davies	GBR 	9:24	1:09	28:50	0:38	15:37	55:36
61	48		Amitai Yonah	ISR 	9:44	1:04	26:43	0:40	19:03	57:13
	57		Ben De La Porte	RSA 	9:21	1:05	25:08	0:37	—	—
	63		Jamie Riddle	RSA 	9:14	1:07	—	—	—	—
	8		Morgan Pearson	USA 	9:34	1:04	—	—	—	—
	34		Callum McClusky	AUS 	9:37	1:03	—	—	—	—

Banyoles ITU Triathlon World Cup

Nemenkénti eredménylista

Elite Women

Hely.	Kat.h.	Rsz	Név	Nemzet.	Swim	T1	Bike	T2	Run	Cél idő
1	2		Laura Lindemann	GER	9:55	1:11	27:29	0:41	16:25	55:38
2	6		Tamara Gorman	USA	10:00	1:11	27:22	0:41	16:39	55:52
3	69		Flora Duffy	BER	9:51	1:14	27:29	0:41	16:42	55:55
4	4		Kirsten Kasper	USA	10:01	1:10	27:23	0:44	17:21	56:37
5	30		Simone Ackermann	RSA	9:57	1:14	27:25	0:40	17:27	56:41
6	10		Sandra Dodet	FRA	10:22	1:11	28:19	0:38	16:23	56:51
7	1		Vicky Holland	GBR	9:58	1:12	28:39	0:39	16:28	56:54
8	50		Carolina Routier	ESP	9:58	1:10	27:27	0:38	17:47	56:59
9	29		Maya Kingma	NED	9:57	1:13	27:25	0:46	17:42	57:02
10	35		Sara Perez Sala	ESP	9:52	1:13	27:29	0:42	17:51	57:05
11	25		Valerie Barthelemy	BEL	10:30	1:13	28:04	0:42	16:42	57:08
12	38		Lisa Tertsch	GER	10:24	1:07	28:17	0:41	16:43	57:09
13	9		Luisa Baptista	BRA	10:19	1:12	28:17	0:38	16:46	57:11
14	44		Valentina Riasova	RUS	10:10	1:12	28:30	0:40	16:42	57:12
15	64		Tamara Gomez Garrido	ESP	10:32	1:13	28:07	0:41	16:42	57:13
16	18		Nina Eim	GER	10:27	1:13	28:09	0:40	16:49	57:15
17	3		Lisa Perterer	AUT	10:31	1:11	28:07	0:42	16:49	57:18
18	34		Lena Meißner	GER	10:11	1:11	28:27	0:41	16:54	57:22
19	19		Tamsyn Moana-Veale	AUS	10:23	1:13	28:16	0:42	16:54	57:26
20	21		Elizabeth Bravo	ECU	10:29	1:09	28:17	0:44	16:53	57:29
21	7		Chelsea Burns	USA	10:13	1:09	28:28	0:43	17:02	57:32
22	11		Miriam Casillas García	ESP	10:23	1:10	28:15	0:46	16:59	57:32
23	24		Cecilia Perez	MEX	10:26	1:11	28:16	0:44	17:04	57:39
24	22		Anna Godoy Contreras	ESP	10:08	1:08	28:37	0:45	17:04	57:41
25	16		Emma Jeffcoat	AUS	10:11	1:11	28:26	0:40	17:17	57:42
26	39		Claudia Rivas	MEX	10:28	1:17	28:10	0:43	17:07	57:44
27	27		Gillian Sanders	RSA	10:32	1:15	28:10	0:41	17:10	57:45
28	51		Mathilde Gautier	FRA	10:11	1:13	28:26	0:42	17:19	57:49
29	67		Kiara Lenaertz	BEL	10:23	1:14	28:14	0:39	17:25	57:52
30	31		Jessica Romero Tinoco	MEX	10:25	1:15	28:13	0:44	17:19	57:54
31	57		Gillian Backhouse	AUS	9:54	1:12	27:28	0:42	18:39	57:54
32	20		Alexandra Razarenova	RUS	10:13	1:13	28:30	0:41	17:28	58:04
33	8		Emma Jackson	AUS	10:29	1:16	28:10	0:44	17:29	58:07
34	49		Amelie Kretz	CAN	10:06	1:16	28:29	0:40	17:40	58:09
35	42		Anastasia Abrosimova	RUS	10:28	1:16	28:12	0:41	17:36	58:10
36	47		Xisca Tous	ESP	10:26	1:13	28:19	0:41	17:38	58:14
37	23		Ilaria Zane	ITA	10:08	1:09	28:30	0:42	17:48	58:15
38	52		Quinty Schoens	NED	10:16	1:14	28:20	0:42	17:47	58:16
39	14		Melanie Santos	POR	10:28	1:13	28:11	0:45	17:43	58:19
40	37		Michelle Flipo	MEX	10:31	1:13	28:10	0:45	17:46	58:23
41	58		Sian Rainsley	GBR	10:06	1:13	28:30	0:43	17:55	58:24
42	61		Lisa Berger	SUI	10:27	1:13	28:11	0:42	17:57	58:27
43	41		Marta Sanchez Hernandez	ESP	10:10	1:12	28:27	0:42	17:59	58:30
44	43		Anabel Knoll	GER	10:25	1:14	28:10	0:44	18:14	58:45
45	45		Therese Feuersinger	AUT	10:03	1:13	28:34	0:43	18:25	58:56
46	17		Beth Potter	GBR	10:05	1:09	30:33	0:39	16:33	58:57
47	40		Lizeth Rueda Santos	MEX	10:04	1:12	28:34	0:47	18:24	58:59
48	36		Ye Jin Park	KOR	10:25	1:10	28:22	0:47	18:20	59:03
49	54		Minami Kubono	JPN	10:12	1:16	28:25	0:44	18:47	59:23
50	26		Petra Kurikova	CZE	10:26	1:13	29:25	0:39	17:46	59:27
51	68		Hanne De Vet	BEL	10:26	1:17	28:08	0:41	19:01	59:30
52	60		Rani Skrabanja	NED	10:03	1:13	28:33	0:42	19:10	59:40
53	33		Beatriz Neres	BRA	10:46	1:14	29:44	0:43	17:21	59:46

Banyoles ITU Triathlon World Cup

Nemenkénti eredménylista

Elite Women

Hely.	Kat.h.	Rsz	Név	Nemzet.	Swim	T1	Bike	T2	Run	Cél idő
54		53	Macarena Salazar	CHI 	10:24	1:14	28:18	0:44	19:13	59:52
55		59	Ari Graham	NZL 	10:08	1:12	28:31	0:44	19:32	1:00:05
56		63	Desirae Ridenour	CAN 	10:29	1:12	30:04	0:44	17:48	1:00:16
57		12	Yuliya Yelistratova	UKR 	10:31	1:17	29:57	0:43	17:57	1:00:23
58		66	Stine Dale	NOR 	10:35	1:17	29:54	0:49	18:58	1:01:32
59		55	Madalena Amaral Almeida	POR 	10:42	1:12	29:51	0:44	19:19	1:01:45
60		56	Severine Bouchez	BEL 	10:30	1:16	30:01	0:44	19:25	1:01:54
61		65	Kim Kilgroe	PHI 	10:43	1:18	29:43	0:42	20:19	1:02:43
62		48	Jodie Berry	RSA 	10:37	1:13	32:29	0:45	19:55	1:04:57
		32	Charlotte McShane	AUS 	10:31	1:15	28:01	0:43	—	—
		5	Claire Michel	BEL 	10:28	1:15	—	—	—	—
		46	Diana Castillo	COL 	10:26	1:14	29:25	0:46	18:00	59:49